

EMEA VERSION

POLARIS **RANGER**[®]

2020

ACCESSORIES + APPAREL





DRIVEN TO DO MORE

For the past two decades, RANGER has set the standard through industry-leading innovation, unmatched capability, and unrelenting toughness, making it the number one utility side-by-side for over 10-years running.

2020 LINEUP

1000 FAMILY 3-SEAT & CREW P. 14



RANGER 1000



RANGER CREW 1000



RANGER XP 1000



RANGER CREW XP 1000



RANGER XP 1000
NORTHSTAR EDITION



RANGER CREW XP 1000
NORTHSTAR EDITION



RANGER XP 1000
HIGH LIFTER EDITION



RANGER CREW XP 1000
HIGH LIFTER EDITION

570 FULL-SIZE 3-SEAT & CREW P. 60



RANGER 570 FULL-SIZE



RANGER CREW 570-6 FULL-SIZE

570/500 MID-SIZE 2-SEAT & CREW P. 62



RANGER 570
RANGER 500



RANGER CREW 570-4

CONTENTS

1000 FAMILY 3-SEAT & CREW 14

ROOFS	16
WINDSHIELDS	18
REAR PANELS	20
DOORS	22
CAB COMFORT & CONVENIENCE	24
ELECTRICAL	26
WINCHES	28
PROTECTION	30
RIDE COMMAND & AUDIO	32
STORAGE	36

COMMON ACCESSORIES 40

POLARIS NORTHSTAR COOLERS	40
HUNT	42
COLD WEATHER	44
PLOWS	46
LIGHTING	50
WHEELS & TIRES	52

570 FULL-SIZE 3-SEAT & CREW 60

570/500 MID-SIZE 2-SEAT & CREW 62

ROOFS & DOORS	64
WINDSHIELDS & REAR PANELS	66
CONVENIENCE & PROTECTION	68
WINCHES	69
STORAGE	70

XP 900 3-SEAT & CREW 72

WINCHES	72
ROOFS	73
WINDSHIELDS	74
REAR PANELS & DOORS	76
CAB COMFORT & CONVENIENCE	78
STORAGE	80
PROTECTION	82

RANGER 150 YOUTH 83

PARTS & GARAGE 84

OIL & LUBRICANTS	84
MAINTENANCE	86
HO PARTS	90
SERVICE PARTS	92
BATTERY & LIFTS	94
GARAGE & TRAILERING	96

APPAREL & HELMETS 98

OUTERWEAR & PROTECTION	98
LIFESTYLE & CAPS	104
CAMO & GIFTS	106

MAKE IT YOURS

Customize your experience by adding key accessories.



NORTHSTAR EDITION

XP 1000

MOST POPULAR ADD-ONS

PROTECTION P. 30
AUDIO P. 32
LIGHTING P. 50
WHEELS & TIRES P. 52

WINTER PREP

RANGER 1000 FAMILY

MOST POPULAR ADD-ONS

RANGER PRO SHIELD
CAB SYSTEM P. 10
PROTECTION P. 30
COLD WEATHER P. 44
LIGHTING P. 50
WHEELS & TIRES P. 52

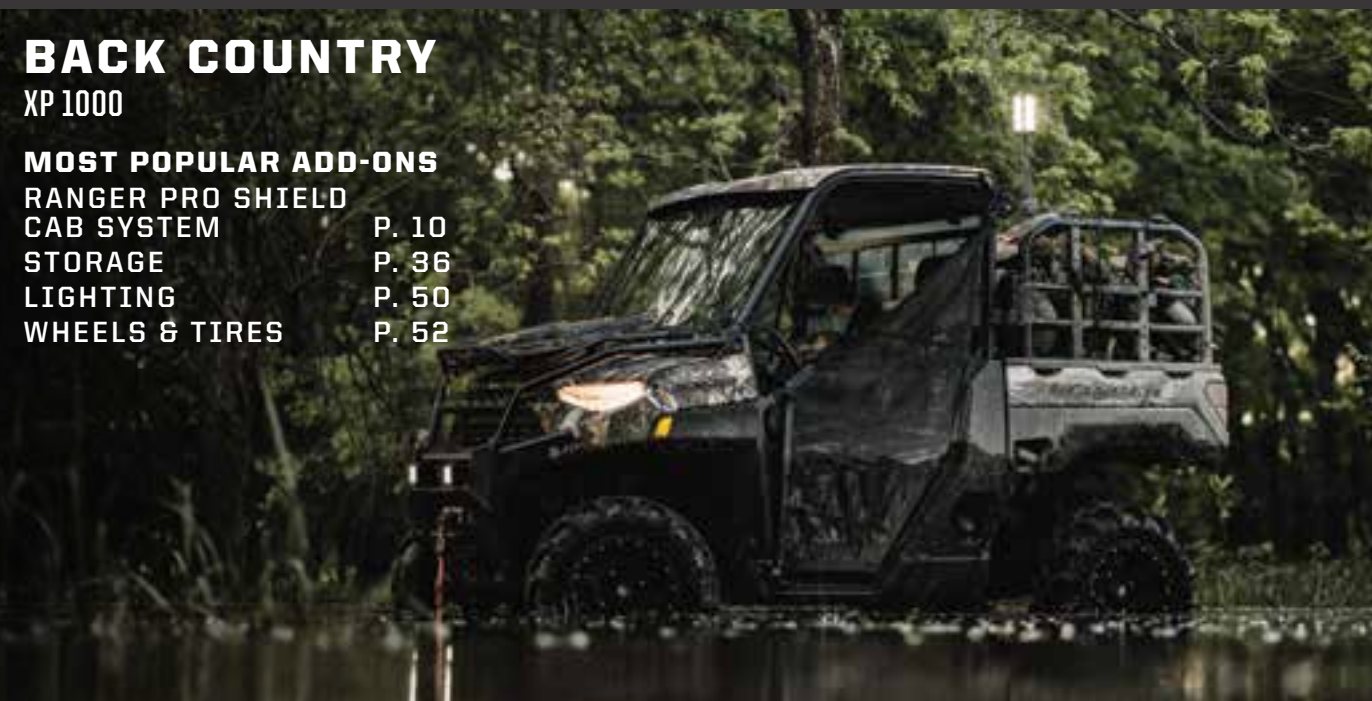


BACK COUNTRY

XP 1000

MOST POPULAR ADD-ONS

RANGER PRO SHIELD
CAB SYSTEM P. 10
STORAGE P. 36
LIGHTING P. 50
WHEELS & TIRES P. 52



RIDE COMMAND WITH MB QUART® AUDIO


XP 1000

MOST POPULAR ADD-ONS

RANGER PRO SHIELD
CAB SYSTEM P. 10
WINCHES P. 28
STORAGE P. 36
LIGHTING P. 50



RIDECOMMAND®
MBQUART®



KEEP YOUR
STANDARDS
HIGH. WE DO.

DESIGNED



Designed by the same people who designed your vehicle.

TESTED



Extensively tested in the field so you ride with 100% confidence.

TRUSTED



65 years in the business. The #1 name in Off-Road.

WE HOLD OUR
PARTNERS TO THE
SAME STANDARDS

PRO ARMOR 

WHEELS, TIRES & LIGHTING DESIGNED WITH
POLARIS TO MAXIMIZE PERFORMANCE

MBQUART 

IGNITE AND FUEL YOUR PASSION FOR PRECISE
QUALITY SOUND REPRODUCTION

RIGID 

PRODUCTS SO GOOD THEY REPLACE
OR REPAIR THEM FOR LIFE

KOLPIN 

MAKING PRODUCTS FOR AVID
SPORTSMEN SINCE 1943

INTRODUCING THE NEW
RANGER 1000 FAMILY

WITH **HUNDREDS** OF **ACCESSORIES** TO CHOOSE
FROM TO **CUSTOMIZE** YOUR EXPERIENCE.



UNDISPUTED LEADER IN
UTILITY SIDE-BY-SIDES

ULTIMATE COMBINATION OF
PRICE AND PERFORMANCE

INDUSTRY-LEADING ACCESSORIES
ENGINEERED TO DO MORE
FOR EVERY KIND OF JOB BIG OR SMALL

INDUSTRY-LEADING COMFORT

LEVERAGE THE FULL CAPABILITIES
OF YOUR MACHINE YEAR-ROUND.



SUPERIOR INTEGRATION

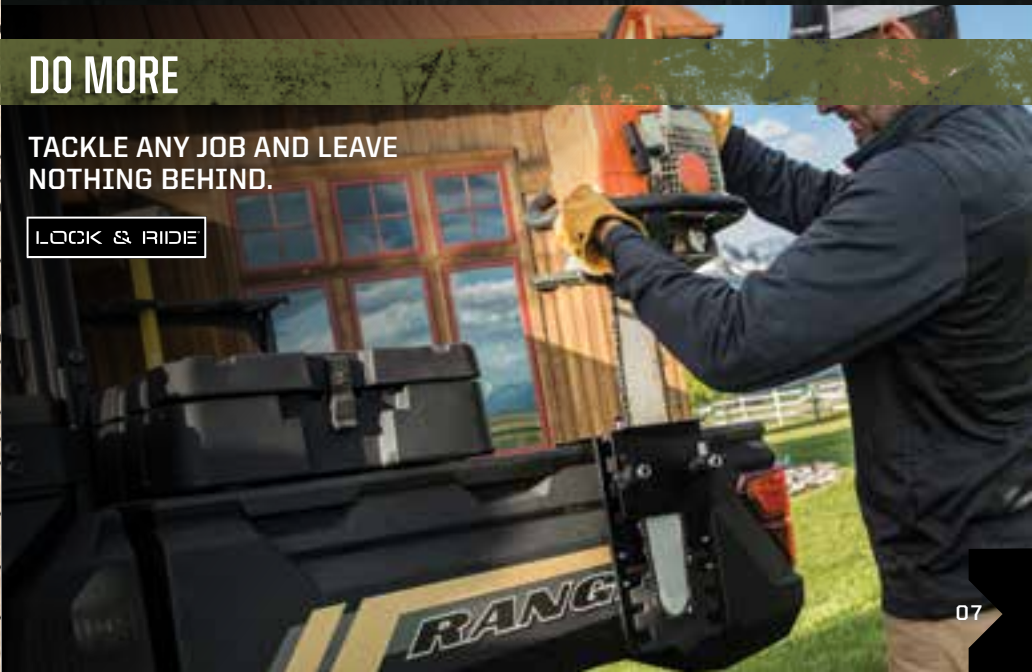
MAKE WORK EASIER WITH YOUR VEHICLE BUILT
TO ADD ESSENTIAL ACCESSORIES FOR ANY JOB.




DO MORE

TACKLE ANY JOB AND LEAVE
NOTHING BEHIND.

LOOK & RIDE



ENGINEERED FOR MORE



DRIVEN TO DO MORE. RANGER is the world's most trusted, most capable, work partner in the world. Developed and tested along with the vehicle, Polaris Engineered Accessories are designed for seamless integration and simple installation to get more done, year-round.

SUPERIOR INTEGRATION

PRO PRO HEAVY DUTY SERIES

WINCHES **P. 28**

INTEGRATED WINCH MOUNT & PRE-WIRED

Designated mounting points and pre-wired contactors ensure a perfect fit and the strongest place to attach the Polaris Engineered winch - the most dependable winch for your RANGER. With wiring built right into the vehicle, we made this the easiest RANGER winch ever made to install.

#GLACIER **P. 46** PLOW SYSTEM

INTEGRATED PLOW MOUNT

The attachment points for the best-in-class Glacier® Plow System are integrated right at the factory and feature an innovative drive-up and go installation process.

POLARIS PULSE **P. 26** Electrical System

PLUG & PLAY ELECTRICAL

A revolution in electrical accessory integration, the Polaris PULSE Electrical System allows for a simple Plug & Play approach for adding power to Polaris Engineered Accessories.

DO MORE

LOCK & RIDE **P. 36**

CARGO BOX VERSATILITY

Lock & Ride mounting locations allow for limitless customization to let you work the way you want.

INDUSTRY-LEADING COMFORT

THE BEST SEALING CAB

With the profile channels engineered into the roll cage, body plastics molded to seal and cab accessories designed to keep the elements out, the RANGER Pro Shield Cab System offers an industry-leading dust seal.



P. 10



INDUSTRY-LEADING COMFORT

Look for the RANGER PRO SHIELD Logo for the 4 components to customize your RANGER with the industry's tightest sealing cab.



EASY-ON/OFF HINGES

Once installed, the pin system allows for easy on & off.

ULTIMATE CLARITY

Tempered safety glass, clear to see through and shatterproof.

COLOR MATCHED

Key color matched accent panels available for all XP 1000 & 1000 models.

PROTECTION

Inner & outer shells are made from high-quality, injection-molded plastics using a state-of the art process to shield from the elements and more.

DURABLE CONSTRUCTION

With a 2.5 cm tube steel frame these doors can handle the rigors of the off-road.



A FRAME DESIGNED FOR A CAB

All RANGER cab components fit perfectly to the contours of the RANGER XP 1000 and RANGER 1000 profile tube cab frame, floor and body panels, allowing for a 360° gasket seal, seamless fit and installation providing unprecedented protection from the elements.

AVAILABLE FOR
**RANGER XP 1000
& RANGER 1000**

1 CHOOSE YOUR
ROOF
P. 16

2 CHOOSE YOUR
WINDSHIELD
P. 18

3 CHOOSE YOUR
REAR PANEL
P. 20

4 CHOOSE YOUR
DOORS
P. 22



We set out to develop the best-performing, tightest-sealing cab. Dust, water, noise – tested to military standards
– The results speak for themselves.

THE RANGER PRO SHIELD

CAB SYSTEM DOMINATES

3x BETTER
DUST SEAL



1.5x BETTER
RAIN SEAL



2x BETTER NOISE
REDUCTION



*Claims based on testing and validation of 2018 Polaris Ranger XP 1000.

SUPERIOR INTEGRATION

PRO

PRO HEAVY DUTY SERIES

H-D

HEAVY DUTY SERIES



WINCHES P. 28



POLARIS ENGINEERED WINCH FEATURES



Tested **1,200+** pulls
at max load, it works
when you need it to



Built to withstand
-29° C temperatures



Sealed motor & heavy
duty gears **OPERATE**
FULLY SUBMERGED
UNDERWATER



MILITARY
tested & approved

Right from the factory, your vehicle is built to make essential accessories like winches and plows easy to use day-in and day-out. Mounting brackets are designed into the oversized factory bumper and wiring is routed securely and properly. When it comes to RANGER, Polaris Engineered Accessories make work easier so you can get more done.

POLARIS
ENGINEERED

GLACIER
PLOW SYSTEM



P. 46

GLACIER® FEATURES



To install the plow, simply lift
the mount lock handle and
pull forward.



No loss of factory ground clearance
when not plowing.



Don't have to crawl under the
machine to release the plow
blade from the vehicle.



No trimming of vehicle plastic or fascia
required to mount plow or winch.

ANGLE YOUR BLADE
RIGHT FROM YOUR SEAT

25°

LEFT AND RIGHT



PRE-WIRED CHASSIS

Dash mounted controls and wiring are installed at the factory. Mount the winch, connect the wires and trust that everything is routed safely, securely, and properly.

NO NEED TO CUT PANELS

FULLY INTEGRATED MOUNT & WIRING





HUNT

RANGER XP 1000 EPS with:
Premium Roof Crew - Camo
NEW Rear Cargo Bed Mounted Winch
Pro Armor 27.9 cm Single-Row LED Spot Light
LOOK & RIDE Kolpin Stronghold® Auto-Latch Boot Mount



WORK

RANGER XP 1000 EPS with:
Power Window Doors - Front - Poly
Polaris PRO HD 2041 kg
Front Hood Rack
Pro Armor 83.8 cm - Combo LED Light Bar



RANCH

RANGER CREW XP 1000 EPS with:
LOOK & RIDE Full Windshield - Glass
Standard Brushguard - Front
LOOK & RIDE Tip-Down Headache Rack
Wheel & Tire Set: Pro Armor Harvester & Shackle



TRAIL

RANGER XP 1000 EPS with:
Half Doors - Poly
MB Quart® Audio
NEW Tonneau Cover
NEW 81.3 cm RIGID® Light Bar

RANGER XP 1000 & RANGER 1000
MAKE IT YOURS.

WORK HARD AND GET IT DONE with Polaris Engineered Accessories for your RANGER. Start with the ultimate in all-season performance and comfort with the best cab components in the industry. Find everything you need to outfit your RANGER for the task at hand.

HUNT

- ROOFS P. 16
- STORAGE P. 36
- LIGHTING P. 50
- HUNT ACCESSORIES P. 42

RANCH

- WINDSHIELDS P. 18
- REAR PANELS P. 20
- PROTECTION P. 30
- STORAGE P. 36
- WHEELS & TIRES P. 52

WORK

- DOORS P. 22
- WINCHES P. 28
- STORAGE P. 36
- LIGHTING P. 50

TRAIL

- DOORS P. 22
- WINCHES P. 28
- STORAGE P. 36
- LIGHTING P. 50

ROOFS



PREMIUM
FINISH &
QUIETER RIDE


POLY VS STEEL*

- Water run-off
- Polaris PULSE Plug & Play
- Liner ready
- Lightweight

- Heavy duty/durable
- Low profile
- Unique style



SEALED
COVERAGE



REDUCE
STANDING
WATER



EASY AND FAST
INSTALLATION

TO SHIELD AGAINST DRIVING RAIN OR THE BLISTERING SUN,
a roof is the first must-have of the Polaris Engineered cab
components. Choose from poly or steel, and get on your way
with protective peace of mind.



PREMIUM & SPORT ROOF FEATURES

SEE AUDIO OPTIONS
P. 32



* PREMIUM AND SPORT FEATURES
NOT AVAILABLE ON STEEL ROOFS

MULTI-FUNCTION LIGHT READY

WINDSHIELD WIPER
& WASHER SYSTEM
WIRING READY

SOUND ABSORBING LINER

POLARIS PULSE
INTEGRATION

AUDIO READY

POLY

Lightweight, durable and
impact-resistant. A poly
roof can take the abuse of a
tough trail and still protect.

PREMIUM ROOF - POLY

» POLARIS PURSUIT CAMO • 2882913

» BLACK • 2882912

XP 1000 '17-20, 1000 '20

INCLUDES ROOF LINER



SPORT ROOF - POLY TOP SELLER

» BLACK • 2882911

XP 1000 '17-20, 1000 '20



LINERS

Get a touch of premium
comfort, reduce cab noise
and hide wiring.
Included with Premium Poly Roofs.

PREMIUM ROOF LINER

» 2882914

XP 1000 '17-20, 1000 '20

WORKS WITH 2882911, 2882912, 2882913



PREMIUM ROOF CREW - POLY

» POLARIS PURSUIT CAMO • 2883277

CREW XP 1000 '17-20, CREW 1000 '20

ROOF LINER INCLUDED WITH CAMO



SPORT ROOF CREW - POLY TOP SELLER

» BLACK • 2883274

CREW XP 1000 '17-20, CREW 1000 '20



PREMIUM ROOF LINER - CREW

» 2883457

CREW XP 1000 '17-20, CREW 1000 '20



POLARIS PULSE
Electrical System
PLUG & PLAY

STEEL ROOFS NOT COMPATIBLE WITH OVERHEAD PULSE

ADD POWER TO PREMIUM & SPORT ROOFS - P. 26

STEEL

For the ultimate in strength
and protection.

HD ROOF - STEEL

» 2879881


XP 1000 '17-20, 1000 '20

ROOF LINER INCLUDED

HD ROOF CREW - STEEL

» 2880334

CREW XP 1000 '17-20, CREW 1000 '20




RANGER 1000 FAMILY

WINDSHIELDS

POLARIS ENGINEERED™

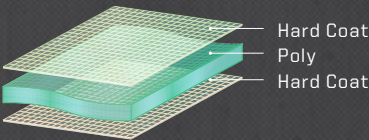
ADVANTAGES



GLASS VS POLY

- Superior optical clarity (automotive level)
- Scratch resistant
- Curved to fit, seals tight
- Cold weather/ heavy duty
- Wiper ready

- Lightweight, flexible, easy to store/remove
- Impact-resistant
- 360° seal keeps out rain and dust



LOCK & RIDE

EASY AND FAST INSTALLATION



AIRTIGHT GASKET SEAL



MULTI-FUNCTION FEATURES



HARD COAT POLY // 30X MORE SCRATCH RESISTANT



WIPER AVAILABLE



LOCK & RIDE

FULL WINDSHIELD VENTED - HARD COAT POLY **TOP SELLER**

- Frameless design for maximum visibility
 - Added vents for airflow on a hot day or defrosting on a cold day
- » 2883266
- XP 1000 '17-20, CREW XP 1000 '17-20, CREW 1000 '20, 1000 '20



WIPER AVAILABLE



LOCK & RIDE

FULL WINDSHIELD - HARD COAT POLY

- Frameless design for maximum visibility
- » 2883300
- XP 1000 '17-20, CREW XP 1000 '17-20, CREW 1000 '20, 1000 '20



Closed

Open

FIP-DOWN WINDSHIELD - HARD COAT POLY **NEW**

- Two venting options: fully sealed, flip-down or remove upper half for some protection with maximum ventilation
- » 2884139
- XP 1000 '18-20, CREW XP 1000 '19-20, CREW 1000 '20, 1000 '20

3-Position Adjustable

Open

Venting

Closed



WIPER READY



TIP-OUT WINDSHIELD - GLASS **TOP SELLER**

- Offers 3 positions-open, closed and vented
- Tip-out design allows for partial venting or open-air freedom
- Gas shocks assist in easy opening and closing
- 360° gasket for reliable protection and comfort
- Automotive-style curved glass
- Scratch-resistant safety glass
- Improved interior sound dampening and optimized visibility
- Bolt-on design installs directly on the cab frame
- Designated mounting locations

» 2882874

XP 1000 '18-20, CREW XP 1000 '19-20, CREW 1000 '20, 1000 '20



WIPER READY



LOCK & RIDE

FULL WINDSHIELD - GLASS **TOP SELLER**

- Provides the highest level of scratch resistance
- 360° gasket for reliable protection and comfort
- Automotive-style curved glass
- Scratch-resistant safety glass
- Improved interior sound dampening and optimized visibility

» 2882191

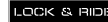
XP 1000 '17-20, CREW XP 1000 '17-20, CREW 1000 '20, 1000 '20



LOCK & RIDE

FULL WINDSHIELD - POLY

- Frameless design for maximum visibility
- » 2883278
- XP 1000 '17-20, CREW XP 1000 '17-20, CREW 1000 '20, 1000 '20



LOCK & RIDE

HALF WINDSHIELD - POLY

- Deflects air flow from straight on, but still provides air flow in the cab
- » 2883301
- XP 1000 '17-20, CREW XP 1000 '17-20, CREW 1000 '20, 1000 '20

ADD ALL-WEATHER VISIBILITY

WINDSHIELD WIPER & WASHER SYSTEM

P. 24



HARD COAT POLY WINDSHIELD WIPER & WASHER MOUNTING BRACKET

- Required to use wiper on 2883266 or 2883300
- » 2207624
- XP 1000 '17-20, CREW XP 1000 '17-20, CREW 1000 '20, 1000 '20



REDUCE IN-CAB DUST SWIRL BY ADDING A REAR PANEL

SEE P. 20

3-SEAT & CREW

1000 FAMILY

ROOFS

WINDSHIELDS

REAR PANELS

DOORS

CAB COMFORT

ELECTRICAL

WINCHES

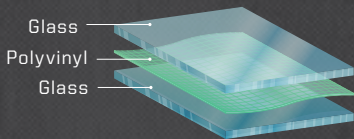
PROTECTION

RIE COMMAND & AUDIO

STORAGE

19

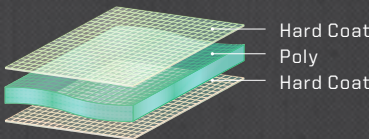
18



GLASS VS POLY

- Superior optical clarity (automotive level)
- Scratch resistant
- Curved to fit, seals tight
- Cold weather/ Heavy duty

- Lightweight, flexible, easy to store/remove
- Impact-resistant
- Tight seal keeps out rain and dust



LOCK & RIDE
EASY AND FAST
INSTALLATION



AIRTIGHT
GASKET SEAL




VENTING
OPTIONS



REDUCE IN-CAB DUST SWIRL BY ADDING A REAR PANEL
With a windshield and roof installed, turbulent air develops behind the cab. Add a rear panel to reduce dust intrusion from this swirl.

HARD COAT POLY // **30X** MORE SCRATCH RESISTANT



LOCK & RIDE

REAR PANEL - SLIDING GLASS

- Sliding window provides ventilation, cab comfort and access to cargo in rear box

» 2879015

XP 1000 '17-'20, CREW XP 1000 '17-'20, CREW 1000 '20, 1000 '20



LOCK & RIDE

REAR PANEL - GLASS **TOP SELLER**

» 2879013

XP 1000 '17-'20, CREW XP 1000 '17-'20, CREW 1000 '20, 1000 '20



LOCK & RIDE

REAR PANEL -
POLY POLARIS PURSUIT CAMO

- Strong, thick polycarbonate provides outstanding impact and scratch resistance
- Installs in contours of cab frame with 360° gasketing for outstanding protection, comfort, fit and finish
- Dot matrix screen printing allows for rear visibility

» 2883774

XP 1000 '17-'20, CREW XP 1000 '17-'20, CREW 1000 '20, 1000 '20



LOCK & RIDE

REAR PANEL -
POLY - CLEAR **TOP SELLER**

- Strong, thick polycarbonate provides outstanding impact and scratch resistance
- Installs in contours of cab frame with 360° gasketing for outstanding protection, comfort, fit and finish

» 2883773

XP 1000 '17-'20, CREW XP 1000 '17-'20, CREW 1000 '20, 1000 '20



KEY FEATURES

RANGER PRO SHIELD CAB SYSTEM

WINDOW TYPE / VENTILATION





VISIBILITY

STORAGE COMPARTMENT












AUDIO-READY / SPEAKER MOUNT


PREMIUM TPE LINER

SPECIAL FEATURES

PREMIUM POLY DOORS			POLY DOORS		CANVAS DOORS
POWER WINDOW DOORS	MANUAL CRANK WINDOW DOORS	HALF DOORS	RANGER HUNTER DOORS	RANGER CLEARVIEW DOORS	ZIP WINDOW DOORS
					
GLASS / POWER	GLASS / MANUAL CRANK	NA / OPEN TOP	GLASS / HINGED	GLASS / HINGED	CLEAR POLY / ZIPPED
UPPER	UPPER	UPPER	UPPER	UPPER + LOWER	UPPER + PARTIAL LOWER
STANDARD	STANDARD	STANDARD			
STANDARD, PRE-WIRED	STANDARD				
STANDARD	STANDARD	STANDARD			
BUILT-IN FLOOR LIGHT, COLORED ACCENT PANELS AVAILABLE	COLORED ACCENT PANELS AVAILABLE	COLORED ACCENT PANELS AVAILABLE	DURABLE POLY CONSTRUCTION, POLARIS PURSUIT CAMO	DURABLE POLY CONSTRUCTION	AVAILABLE IN POLARIS PURSUIT CAMO
POWER WINDOW <ul style="list-style-type: none">The ultimate door offering power windows, switches mounted on the door and built-in floor light.	MANUAL CRANK WINDOW <ul style="list-style-type: none">A premium, door offering manual crank windows for airflow adjustment in the cab.	HALF <ul style="list-style-type: none">Provides lower protection from the off-road with an open-air experience.	RANGER HUNTER <ul style="list-style-type: none">Tough clear poly shell extends from the bottom of the door until it meets the upper-hinged glass window.Premium Polaris Pursuit Camo pattern offers extensive camo coverage.	RANGER CLEARVIEW <ul style="list-style-type: none">Deliver nearly uninterrupted visibility and maximum ambient lighting inside the cab.Tough clear poly shell extends from the bottom of the door until it meets the upper-hinged glass window.	ZIP WINDOW <ul style="list-style-type: none">Lightweight, durable protection with adjustable zipper ventilation and see-through bottom panel.

Premium Doors come with Gloss Black Exterior Door Accent Panels, images shown with optional Exterior Door Accent Panels.

FRONT DOORS (SET OF 2) XP 1000 '18-'20, CREW XP 1000 '19-'20, CREW 1000 '20, 1000 '20	 Power Window Doors - Poly - Black 2884338	 Manual Crank Window Doors - Poly - Black 2882561	 Half Doors - Poly 2882559	 RANGER Hunter Doors - Polaris Pursuit Camo 2883229	 RANGER ClearView Doors 2882901	 Zip Window Doors - Canvas - Black 2882902 Zip Window Doors - Canvas - Polaris Pursuit Camo 2882903
	 Manual Crank Window Doors - Rear - Poly 2883437	 Half Doors - Rear - Poly 2883438	 RANGER Hunter Doors - Rear - Polaris Pursuit Camo 2883633	 RANGER ClearView Doors - Rear 2883632	 Zip Window Doors - Rear - Canvas - Black 2883634	
EXTERIOR DOOR ACCENT PANELS // Replace stock gloss black accent panels // Painted plastic and clear-coated for UV protection // Install easily with a single screw // Comes as a pair						

 FRONT 2882870-555 REAR 2883829-555	 2882870-685 2883829-685	 2882870-756 2883829-756	 2883499-342	 2882870-686	 2882870-750	 2882870-632 2883829-632	 2882870-765 2883829-765
 FRONT 2882870-587 REAR 2883829-587	 2882870-566 2883829-566	 2882870-754 2883829-754	 2883499-560 2883843-560	 2882870-603	 2882870-577	 2882870-520 2883829-520	

For required Polaris PULSE installation items, see P. 26

GET UNMATCHED PERFORMANCE AND THE BEST SEAL with the RANGER Pro Shield Cab System door line

360° GASKET SEAL

EASY TO CLEAN TPE LINER

BUILT-IN STORAGE

AUDIO-READY

VENTILATION OPTIONS

CAB COMFORT & CONVENIENCE



8-VENT HEATER & DEFROST SYSTEM

- Easily control the climate inside your cab in any season
- Helps defrost windshields and keeps you warm or cool
- Heat and fan dash-mounted controls
- Manual vents

- » 2882753 **XP 1000 ONLY**
XP 1000 '18-'19, CREW XP 1000 '19-'20
- » 2884066 **NEW 1000 ONLY**
CREW 1000 '20, 1000 '20
NEED ADAPTER: 2884163 ON CREW 1000
- » CREW HEATER ADAPTER KIT **NEW 1000 ONLY**
2884163
CREW 1000 '20

HEATED SEAT SYSTEM - 3 PASSENGER

- Increase your comfort in the colder months with heated seats
 - Installs into stock seats
- » 2882905
XP 1000 '18-'20, CREW XP 1000 '19-'20
CREW: FITS FRONT SEATS ONLY



WINDSHIELD WIPER & WASHER SYSTEM

- » 2883974
XP 1000 '18-'20, CREW XP 1000 '19-'20,
CREW 1000 '20, 1000 '20

HARD COAT POLY WINDSHIELD WIPER & WASHER SYSTEM MOUNTING BRACKET

- » 2207624
XP 1000 '17-'20, CREW XP 1000 '17-'20, CREW 1000 '20, 1000 '20
REQUIRED TO USE WIPER ON 2883266 OR 2883300



UNDER SEAT DRY STORAGE

- » 2882910
XP 1000 '18-'20, CREW XP 1000 '19-'20



FLOOR MATS - 3 SEAT

- » 2882780 **XP 1000 ONLY**
CREW XP 1000 '19-'20, XP 1000 '18-'20
CREW: FITS FRONT SEATS ONLY
- » 2884247 **NEW 1000 ONLY**
CREW 1000 '20, 1000 '20

CAB SEAL SYSTEM - 3 SEAT

- Included in all Premium and Poly Doors
- » 2883253
XP 1000 '18-'20, CREW XP 1000 '19-'20, 1000 '20

NOISE REDUCTION SYSTEM

- » 2883489
XP 1000 '18-'20, CREW XP 1000 '19-'20, CREW 1000 '20, 1000 '20
DESIGNED TO ATTACH TO THE REAR CLOSURE PANEL OF YOUR RANGER CAB, THE SOUND ABSORBING MATERIAL REDUCES UNWANTED NOISE FOR A QUIETER CAB



MULTI-FUNCTION CAB LIGHT

- LED dome light provides white, red, green and blue lighting options
 - Battery-operated. Recharges when the vehicle is on
 - Can be removed to use as a flashlight in and around your vehicle
- » 2882871
XP 1000 '18-'20, CREW XP 1000 '19-'20, CREW 1000 '20, 1000 '20




REMOTE GARAGE DOOR OPENER BY HOMELINK

- HomeLink® technology allows you to control up to two garage doors
- » 2882892
XP 1000 '18-'20, CREW XP 1000 '19-'20,
CREW 1000 '20, 1000 '20
⚠ Requires Battery Connection Cable 2879685



POLARIS RANGER XP FULL-SIZE SEATSAVER® - SPLIT BENCH SEAT

- Covers the back and bottom of seat
- » POLARIS PURSUIT CAMO • 2883244-587
- » CARHARTT® BROWN • 2883244-218
- » CARHARTT® GRAVEL • 2883244-458
- XP 1000 '18-'20, CREW XP 1000 '19-'20
CREW: FITS FRONT SEATS ONLY



WORK BEACON LED LIGHT

- 15.2 m of illumination 360° around your vehicle
- Ideal for plowing, hunting and nighttime utility work
- Break-away construction protects the light in areas with tight clearance
- Mounted to the vehicle on the rear of the ROPS
- Easily hinge the light up during use and hinge it down when in transit
- » 2883265
XP 1000 '18-'20, CREW XP 1000 '19-'20, CREW 1000 '20, 1000 '20

REVERSE WARNING ALERT

- » 2883246
XP 1000 '18-'20, CREW XP 1000 '19-'20, CREW 1000 '20, 1000 '20
AUTOMATICALLY ACTIVATED WHENEVER THE VEHICLE IS PUT IN REVERSE

HORN

- » 2882764
XP 1000 '18-'20, CREW XP 1000 '19-'20, CREW 1000 '20, 1000 '20

LARGE REAR VIEW MIRROR

- » 2879969
XP 1000 '17-'20, CREW XP 1000 '17-'20, CREW 1000 '20, 1000 '20



WIDE ANGLE REAR VIEW MIRROR


- Large 6.4 x 35.6 cm adjustable convex mirrored surface gives you a full-spectrum view
- » 2881439
XP 1000 '17-'20, CREW XP 1000 '17-'20, CREW 1000 '20, 1000 '20




With Polaris PULSE it's easy to add all your electrical accessories. See P. 26 to learn more.



ELECTRICAL ACCESSORIES



Polaris PULSE is a revolutionary way to provide additional power locations on your vehicle, and makes adding electrical accessories a snap. Electrical accessories are easier to install on the roof, with designated routing areas and plug and play connections. Look for  to identify Polaris PULSE ready accessories.

ADD ELECTRICAL SYSTEM ACCESSORIES IN 4 EASY STEPS

STEP 1

CHOOSE A POLARIS PULSE READY ROOF	3-SEAT	CREW
Premium Roof - Poly - Polaris Pursuit Camo	2882913	2883277
Premium Roof - Poly - Black	2882912	N/A
Sport Roof - Poly - Black	2882911	2883274

STEP 2

ADD THE POLARIS PULSE ROOF 6		3-SEAT	CREW
Polaris PULSE Roof 6	2882904	X	X

STEP 3 ADD ACCESSORIES

POWER WINDOW DOORS		3-SEAT	CREW
Power Window Doors - Poly - Black	2884338	X	X
Polaris PULSE Wiring Harness - Crew Extension	2883231		X
WINDSHIELD WIPER & WASHER SYSTEM		3-SEAT	CREW
Windshield Wiper & Washer System	2883974	X	X
Polaris PULSE Wiring Harness - Crew Extension	2883231		X
AUDIO: VISOR AUDIO + REAR SPEAKERS		3-SEAT	CREW
300 Watt AM/FM, Bluetooth® Audio Visor with Four 16.5 cm Waterproof Speakers	2882888	X	X
Rear Overhead Speakers	2882876	X	X
Polaris PULSE Wiring Harness - Crew Extension	2883231		X
AUDIO: DASH RADIO & VISOR SPEAKERS *		3-SEAT	CREW
160 Watt, Waterproof AM/FM Bluetooth® Audio System	2882750	X	X
300 Watt Overhead Audio Visor Speakers	2882891	X	X
Polaris PULSE Wiring Harness - Crew Extension	2883231		X
MULTI-FUNCTION DOME LIGHT		3-SEAT	CREW
Multi-Function Cab Light (Front) †	2882871	X	X
Polaris PULSE Wiring Harness - Crew Extension	2883231		X
*To add a Multi-Function Dome light for rear passengers, add an additional 2882871			

STEP 4 FINISHING TOUCH

CONCEAL WIRING FOR A FINISHED, COMFORTABLE LOOK	3-SEAT	CREW
Premium Roof Liner	2882914	2883457

THE FOLLOWING ACCESSORIES EASILY PLUG INTO THE FACTORY INSTALLED POLARIS PULSE UNDER THE HOOD:

8-Vent Heater & Defrost System, Heated Seats	P. 24
Horn	P. 25
Plow Controller	P. 28
160 Watt, Waterproof AM/FM Bluetooth® Audio System	P. 34
Light Bars	P. 50

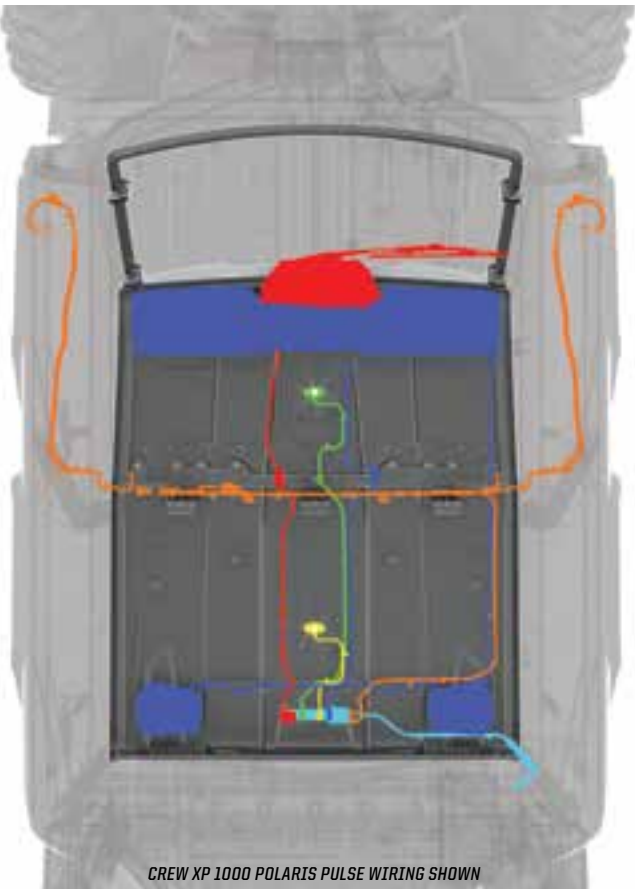


POLARIS PULSE UNDERHOOD BUS BAR - 6 POSITION **NEW** 1000 ONLY

• If upgrading to more than three accessories attaching to the underhood PULSE location, replace 3-position Bus Bar with the Polaris PULSE Underhood Bus Bar - 6 Position

» 2884183
CREW 1000 '20, 1000 '20

POLARIS PULSE READY ROOF WIRING EXAMPLE



CREW XP 1000 POLARIS PULSE WIRING SHOWN



EASILY ADD LIGHTING

With Polaris PULSE it's easy to add RIGID® and Pro Armor lighting to your RANGER, all LED Light bars listed on P. 50-51 are Polaris PULSE ready, making installation that much easier.

POLARIS PULSE LIGHT BAR WIRING LOCATIONS

FRONT BUMPER // ROOF - FRONT MOUNTED
ROOF - REAR MOUNTED // *CREW ROOF - REAR MOUNTED
(*REQUIRES EXTENSION)

1 LIGHT WITH 1 SWITCH

• Polaris PULSE Wiring Harness - 1 LED Light Bar • 2883230

2 LIGHTS WITH 1 SWITCH

• Polaris PULSE Wiring Harness - 1 LED Light Bar • 2883230
• Y-Harness • 2879860

2 LIGHTS WITH 2 SWITCHES

• Polaris PULSE Wiring Harness - 1 LED Light Bar • 2883230
• Polaris PULSE Wiring Harness - 1 LED Light Bar • 2883230

EXTENSIONS FOR CREW

• Polaris PULSE Wiring Harness - 1 LED Light Bar - Crew Extension • 2883231

* The Fm Frequency range is from 88 to 108 and only on the odds (i.e. 88.1, 88.3, etc.).

WINCHES

ADD A PLOW
P. 46

WHETHER HARD AT WORK OR ON THE TRAILS, ADD A WINCH TO...

- GET THE JOB DONE RIGHT
- GET YOU ON YOUR WAY FASTER
- BE PREPARED FOR UNEXPECTED SITUATIONS

WHY POLARIS?



TESTED **1,200+**
PULLS AT MAX LOAD



BUILT TO WITHSTAND
-29° C TEMPERATURES



OPERATES **FULLY
SUBMERGED**



MILITARY
TESTED & APPROVED

UPGRADE YOUR CONTROLS
HD OR PRO HD WINCHES

POWER CONTROLLER

- Control winch/plow hydraulics from shift knob
- » 2883247
XP 1000 '18-20, CREW XP 1000 '19-20, CREW 1000 '20, 1000 '20 CONTROLS HYDRAULICS, DOES NOT CONTROL WINCH



WIRED REMOTE CONTROL

- Must order remote handle and socket together
- » REMOTE HANDLE 4013466 » SOCKET 4017102
Works with all models

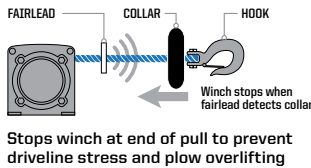
REPLACEMENT PART

SYNTHETIC ROPE

- 2,722 kg » 2879188
- 2,041 kg » 2879187



1. Set Dial to FREE SPOOL (N) to attach Winch Hook
2. Set Dial to PULL (L) for Winch Mode
3. Set Dial to ROPE RECOVERY (H) for 5x Faster Rope Recovery



- Lightweight & Easy to Handle
- Superior Flexibility & Strength
- 15 m long



15 m range wireless remote control with unique code for interference-free operation

FEATURES

ALL POLARIS ENGINEERED WINCHES COME WITH:

PRO PRO HEAVY DUTY SERIES



HD HEAVY DUTY SERIES



TOP-OF-THE-LINE FEATURES

BUILT FOR THE OFF-ROAD

PRO PRO HEAVY DUTY SERIES

HD HEAVY DUTY SERIES



- ✓ INTEGRATED WIRING, MOUNT, PREASSEMBLED
- ✓ HOOK WITH STRAP
- ✓ CUT STEEL GEARS & SEALED DRIVETRAIN
- ✓ SEALED PERMANENT MAGNET MOTOR



NOT AVAILABLE



ADD AUTO STOP UPGRADE

» 2883454
Works with 2882714

SYNTHETIC ROPE REQUIRED



WITH STEEL ROLLER FAIRLEAD

WITH ALUMINUM FAIRLEAD



ADD SYNTHETIC ROPE

» 2879187



ADD WIRELESS REMOTE

» 2883455
Works with 2882714



MODEL

2,722 kg

2,041 kg

2,041 kg

XP 1000 '18-20
CREW XP 1000 '18-20
1000 '20
CREW 1000 '20

2882710

TOP SELLER
2882711

2882714

PROTECTION

HD FRONT BRUSHGUARD with integrated plow mount and mounting locations for seamless installation of lighting accessories. Additional 91.4 cm of storage area is included for the Off-Road Jack Kit or other recovery equipment.



STANDARD BRUSHGUARDS

HD BRUSHGUARDS

PERFECT FOR: **INCREASED PROTECTION AROUND LIGHTING AND FENDERS**

FRONT



INSTALLS DIRECTLY TO STOCK BUMPER

NEW
FALL AVAILABILITY



REAR



4.4 cm DIAMETER
STEEL TUBE CONSTRUCTION

CAN BE USED IN CONJUNCTION WITH A TOW HITCH

NEW
FALL AVAILABILITY



» FRONT • 2882531 » REAR • 2882529
• Requires 2207941 with Ride Command
XP 1000 '18-20, CREW XP 1000 '19-20, CREW 1000 '20, 1000 '20
FRONT BRUSHGUARD DOES NOT FIT HIGH LIFTER MODELS
» RIDE COMMAND BUMPER ADAPTER: 2207941

» FRONT • 2884216 » REAR • 2884217
XP 1000 '18-20, CREW XP 1000 '19-20, CREW 1000 '20, 1000 '20
FRONT BRUSHGUARD DOES NOT FIT HIGH LIFTER MODELS
» OFF-ROAD JACK KIT: 2881201

ROCK GUARDS



3-SEAT



CREW

ROCK GUARD WITH STEP

- Reliable, hard-working protection for edges of vehicle
- Integrated step with boot scraper helps keep interior clean
- Mounts directly to the frame, instead of underneath, for maximum ground clearance
- Steel construction with black e-coat and durable black powdercoated finish

» 3-SEAT • 2882530
XP 1000 '18-20, 1000 '20

» CREW • 2883398
CREW XP 1000 '19-20, CREW 1000 '20

FRONT BRUSHGUARD 1000 ONLY

- Increased protection over stock bumper
- Sturdy stamped steel and tube construction
- Integrated mounting positions for plow and winch accessories

» 2884123
CREW 1000 '20, 1000 '20
ONLY FITS CAMO OR IN-MOLD MODELS

NEW



HMW A-ARM GUARDS

- Strong, .64 cm thick, durable, lightweight HMW (high molecular weight) polyethylene construction helps protect against off-road impacts
- Molded specifically for the RANGER XP 1000 & 1000 front suspension for a sure fit and low-profile presence
- Easy bolt-on design with mounting hardware included

» FRONT • 2882784
XP 1000 '18-20, CREW XP 1000 '19-20, CREW 1000 '20, 1000 '20

» REAR • 2882787
XP 1000 '18-20, CREW XP 1000 '19-20, CREW 1000 '20, 1000 '20

REVOLUTIONIZING THE OFF-ROAD
EXPERIENCE



- BUILT IN GPS WITH TOPOGRAPHY MAPS TO SEE YOUR LOCATION AND PLAN YOUR RIDE
- MEDIA PLAYER WITH BUILT IN AM/FM TUNER FOR ALL YOUR FAVORITE MUSIC
- GROUP RIDE FOR BUDDY TRACKING, TO SEE YOUR FRIENDS ON THE MAP, TRACK AND SHARE RIDE STATS ON THE DISPLAY OR RIDE COMMAND MOBILE APP

RIDECOMMAND®

RIDE COMMAND 7" DISPLAY **NEW**

- 7" High Bright Touchscreen visible in all conditions
- Displays critical vehicle information for fuel level, coolant temp and battery voltage
- Media player with built in AM/FM tuner
- Enhanced Group Ride capability to track and share your ride
- Dedicated shortcut buttons for quick access to features
- Bluetooth® and USB smart phone connectivity
- Front camera support for better visibility on and off trail
- Includes Plow Mode on XP 1000 '18-20 and CREW XP 1000 '19-20 models (see P. 44 for details)

» 2884072
XP 1000 '18-20, CREW XP 1000 '19-20, CREW 1000 '20, 1000 '20

FALL AVAILABILITY

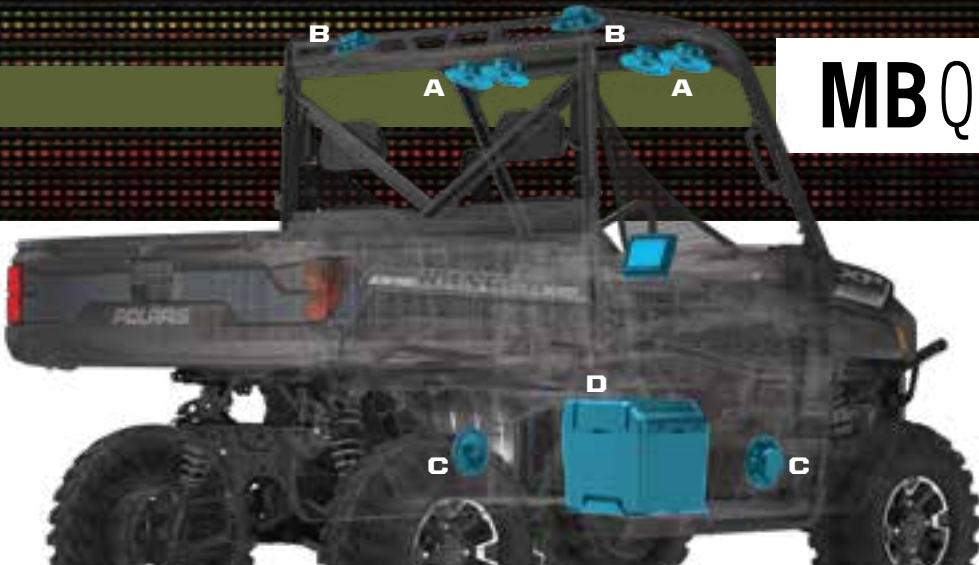
RIDE COMMAND MOUNT KIT **NEW**

- Mount Ride Command seamlessly into the dash for perfect fit and finish
- Comes with wiring harnesses needed
- Includes front camera

» 2882872
XP 1000 '19-20, CREW XP 1000 '19-20, CREW 1000 '20, 1000 '20

» 2884564
XP 1000 '19-20, CREW XP 1000 '19-20 WITH 900 WATT STATOR

FALL AVAILABILITY



MBQUART®

BUILD YOUR SOUND
WITH RIDE COMMAND

STEP 1
ADD HEAD UNIT

RIDE COMMAND
2884072

STEP 2
ADD MOUNT

2882872
XP 1000 '18-20
CREW 1000 XP '19-20
1000 '20
CREW 1000 '20

OR

2884564
XP 1000 '19-20
CREW 1000 XP '19-20 WITH
900 WATT STATOR

STEP 3
UPGRADE AUDIO

A. OVERHEAD
VISOR SPEAKERS
2882891

HARNESS REQUIRED
2882904
CREW MODELS REQUIRE
ADDITIONAL 2883231

B. REAR OVERHEAD
SPEAKERS
2882876

C. DOOR
SPEAKERS
2882889

NEW
D. 25.4 cm
MAXBOOST
SUBWOOFER
2884233
XP 1000 '19-20
CREW XP 1000 '19-20
WITH 900 WATT STATOR

OR

AUDIO DASH
SPEAKERS
2883956

B. REAR OVERHEAD
SPEAKERS
2882876

C. DOOR
SPEAKERS
2882889

NEW
D. 25.4 cm
MAXBOOST
SUBWOOFER
2884233

AUDIO DASH SPEAKERS INCLUDE BUILT-IN FOUR CHANNEL AMPLIFIER (40-WATTS)
AND TWO OFF-ROAD GRADE 13.3 cm SPEAKERS

DOWNLOAD THE RIDE COMMAND
MOBILE APP




BUILD YOUR AUDIO SYSTEM

SEE PREVIOUS PAGE FOR RIDE COMMAND AUDIO



OFF-ROAD
GRADE AUDIO

MB Quart®, combined with Polaris, engineers Off-Road Grade Audio equipment that's proven to deliver the loudest, crispest sound in the harshest conditions. Rain, snow, mud, heat, cold, dust—**ANY PLACE YOUR RANGER EXCELS, SO WILL YOUR AUDIO.**



1 CHOOSE A HEAD UNIT Control all aspects of your sound system. Choose what to listen to and how loud.

DASH STEREO



160 WATT, WATERPROOF AM/FM BLUETOOTH® AUDIO SYSTEM

- All-in-one solution for giving your vehicle a performance-ready sound system
- USB input, Bluetooth® 4.0 compatible, Apple® Control, AM/FM tuner
- Built-in four channel amplifier (40-watts x 4)
- Two off-road grade 13.3 cm speakers with Titanium Dome Tweeters and Polypropylene Cones

» 2882750
XP 1000 '18-'20, CREW XP 1000 '19-'20, CREW 1000 '20, 1000 '20



USE AS IS OR
ADD ADDITIONAL SPEAKERS

VISOR STEREO



300 WATT AM/FM, BLUETOOTH® AUDIO VISOR WITH FOUR 16.5 cm WATERPROOF SPEAKERS

- One-step solution for off-road audio
- USB input, Bluetooth® 4.0 compatible, Apple® Control, AM/FM tuner
- 300-Watt four channel amplifier (75 watts x 4)
- 4 16.5 cm coaxial speakers with Titanium Dome Tweeters and Polypropylene Cones
- Audio outputs to drive additional speakers
- 4 Accessory knocks outs
- Polaris PULSE Electrical System

» 2882888
XP 1000 '18-'20, CREW XP 1000 '19-'20, CREW 1000 '20, 1000 '20



COMES WITH OVERHEAD VISOR SPEAKERS (AT RIGHT)
USE AS IS OR ADD ADDITIONAL SPEAKERS

2 ADD SPEAKERS - MIX AND MATCH

Your RANGER is ready for work, but is it ready to entertain? From a simple two-speaker setup to a complete system - add speakers to BUILD IT YOUR WAY.

A VISOR SPEAKERS



STANDARD WITH VISOR STEREO

300 WATT OVERHEAD AUDIO VISOR SPEAKERS

- Built-in 300-Watt amplifier (75-watt x 4 channels)
- Four 16.5 cm speakers located in the overhead
- Waterproof system for reliable power and sound quality

» 2882891
XP 1000 '18-'20, CREW XP 1000 '19-'20, CREW 1000 '20, 1000 '20

B OVERHEAD SPEAKERS



REAR OVERHEAD SPEAKERS

- Two 16.5 cm rear roof mounted speakers with Titanium Dome Tweeters and Polypropylene Cones
- Easy install
- Waterproof system for reliable power and sound quality

» 2882876
XP 1000 '18-'20, CREW XP 1000 '19-'20, CREW 1000 '20, 1000 '20

C DOOR SPEAKERS



16.5 cm WATERPROOF DOOR SPEAKERS

- Two 16.5 cm waterproof speakers with Titanium Dome Tweeters and Polypropylene Cones
- Easy install on manual or power window doors

» 2882889
XP 1000 '18-'20, CREW XP 1000 '19-'20, CREW 1000 '20, 1000 '20

D SUBWOOFER



MAX BOOST 25.4 CM 250 WATT SUBWOOFER **NEW** XP 1000 ONLY

- Built-in 250-watt amplifier powering 25.4 cm waterproof subwoofer
- Fits RANGER XP 1000 with flip-up passenger seat

» 2882890
XP 1000 '18-'20, CREW XP 1000 '19-'20

3 MAKE IT WORK

VISOR STEREO HEAD UNIT

VISOR SPEAKERS

POLARIS PULSE ROOF 6

- Required with Visor Stereo (2882888)
- Required to add Visor Speakers (2882891)

» 2882904
XP 1000 '18-'20, CREW XP 1000 '19-'20, CREW 1000 '20, 1000 '20

CREW MODELS

CREW EXTENSION

- Required for all Crew models where Polaris PULSE Roof 6 Harness (2882904) is required.

» 2883231
CREW XP 1000 '19-'20, CREW 1000 '20

STORAGE

LOCK & RIDE EXCLUSIVE TO POLARIS, LOCK & RIDE ACCESSORIES LET YOU QUICKLY CHANGE FROM ONE TASK TO ANOTHER WITH HUNDREDS OF OPTIONS.

WITH THE FLIP OF A LEVER, LOCK & RIDE PLUNGERS USE OUTWARD PRESSURE TO EXPAND FOR A SECURE FIT.

PROTECT ITEMS FROM THE ELEMENTS



CARGO BED REAR WINCH

- Assists lifting heavy objects like hay bales or big game up into rear cargo bed
- 136 kg winch mounts high on rear cab frame
- Equipped with 4.6 m of premium synthetic rope
- A Polaris PULSE ready accessory

» 2884215
XP 1000 '18-20, CREW XP 1000 '19-20, CREW 1000 '20, 1000 '20



LOCK & RIDE FRONT BRUSHGUARD STORAGE RACK

- Allows extra storage space in front of your vehicle
- Accommodates a Polaris Northstar 28 L Cooler or similar sized items
- Attaches and removes easily
- Mounts to existing plow mounting points

» 2883971
XP 1000 '18-20, CREW XP 1000 '19-20, CREW 1000 '20, 1000 '20



LOCK & RIDE TONNEAU COVER

- Protects items stored in cargo bed from the elements
- HDPE construction on steel sub-frame can support up to 45.4 kg on top of cover
- Molded storage area for Polaris Northstar 28 L Cooler
- Convenient hinged middle panel for easy access
- Easy installation with Lock & Ride

» 2884218
XP 1000 '18-20, CREW XP 1000 '19-20, CREW 1000 '20, 1000 '20



LOCK & RIDE TIP-DOWN HEADACHE RACK

- Rack tips down for additional storage solutions with space below and multiple tie-down points
- Lightweight and heavy-duty rack protects the cab of your RANGER and lets you haul even more

» 2881531
XP 1000 '17-20, CREW XP 1000 '17-20, CREW 1000 '20, 1000 '20 (DOES NOT FIT HIGH LIFTER MODELS)



LOCK & RIDE CARGOMAX SYSTEM

- Comes standard with a support bar that ties the two sides together for a sturdy cargo hold
- Designed to attach to the Lock & Ride Tip-Down Headache Rack for additional support and three-sided containment
- Adjustable utility hooks provide more options for hanging tools, cords or gear

» 2882177
XP 1000 '17-20, CREW XP 1000 '17-20, CREW 1000 '20, 1000 '20



LOCK & RIDE BED EXTENDER/DIVIDER

- Extend or divide the cargo box
- Installs in any location in the box
- Multiple tie-down points available to secure cargo

» 2882752
XP 1000 '18-20, CREW XP 1000 '19-20, CREW 1000 '20, 1000 '20



FRONT HOOD STORAGE RACK

- Front curve helps keep cargo in place when traveling
- Provides additional protection
- Fully integrated pivots to gain under-hood access
- Requires Bumper Adapter 2207941 with Ride Command

» 2882690
XP 1000 '18-20, CREW XP 1000 '19-20, CREW 1000 '20, 1000 '20

75+ COMBINATIONS TO MAKE IT YOUR OWN

With a full line of Lock & Ride accessories, you can haul more and do more. Use the chart below to see what combinations work together.

POLARIS RANGER STORAGE MATRIX XP 1000/ 1000 570 FULL-SIZE		LOCK & RIDE Tip-Down Headache Rack	LOCK & RIDE Cargomax System	LOCK & RIDE Bed Extender/Divider	LOCK & RIDE Storage Box	LOCK & RIDE Bed Rails	LOCK & RIDE Tool Rack	LOCK & RIDE Wire Spooler	LOCK & RIDE Chainsaw Mount	LOCK & RIDE 60 Gallon Boomless Utility Sprayer	Cargo Bed Rear Winch	LOCK & RIDE Front Brushguard Storage Rack	Tonneau Cover	Cargo Bed Mat
		2881531	2882177	2882752	2883279	2881532	2881533	2882157	2879354	2879799	2884215	2883971	2884218	2882751
LOCK & RIDE Tip-Down Headache Rack	2881531		✓	✓	✓	✓		✓	✓	✓		✓		✓
LOCK & RIDE Cargomax System	2882177	✓			✓ ²							✓		✓
LOCK & RIDE Bed Extender/Divider	2882752	✓			✓		✓	✓	✓		✓	✓		✓
LOCK & RIDE Storage Box	2883279	✓	✓ ¹	✓		✓ ¹	✓	✓	✓		✓	✓		✓
LOCK & RIDE Bed Rails	2881532	✓			✓		✓				✓	✓		✓
LOCK & RIDE Tool Rack	2881533			✓	✓	✓ ³		✓	✓		✓	✓		✓
LOCK & RIDE Wire Spooler	2882157	✓		✓	✓		✓		✓	✓	✓	✓		✓
LOCK & RIDE Chainsaw Mount	2879354	✓		✓	✓		✓	✓		✓	✓	✓		✓
LOCK & RIDE 60 Gallon Boomless Utility Sprayer	2879799	✓						✓	✓		✓	✓		✓
Cargo Bed Rear Winch	2884215			✓	✓	✓	✓	✓	✓	✓		✓		
LOCK & RIDE Front Brushguard Storage Rack	2883971	✓	✓	✓	✓	✓	✓	✓	✓	✓	✓		✓	✓
Tonneau Cover	2884218											✓		✓
Cargo Bed Mat	2882751	✓	✓	✓	✓	✓	✓	✓	✓	✓	✓	✓	✓	

¹ Storage box at front of cargo box if not used with Tip-down Headache Rack

² Storage box at front of cargo box

³ Tool Rack at front of cargo box

LOCK & RIDE QUICKSTRAP

- The quickest and most secure way to mount Polaris accessories
- Sold as a pair

» 2882187
ALL COOLERS, RANGER CARGO BOXES

LOCK & RIDE D-RINGS

- The most versatile Lock & Ride accessory - add as many as you need to secure your cargo with bungee cords or straps

» 2881545
ALL RANGER CARGO BOXES

3.8 cm x 4.6 m 2495 kg RATCHET STRAP

- Heavy duty webbing
- 2,495 kg Maximum Load / 831.4 kg Working Load
- 2 Pack

» 2884031

5.1 cm x 6.1 m 4536 kg RATCHET STRAP

- Heavy duty webbing
- 4,536 kg Maximum Load / 1,497 kg Working Load
- Floating D-Rings & Double J-Hooks

» 2884032

STORAGE

LOOK & RIDE

CHAINSAW MOUNT

- Can be secured to the outside of the bed wall so your chainsaw is within reach at all times

» 2879354

XP 1000 '17-20, CREW XP 1000 '17-20,
CREW 1000 '20, 1000 '20



LOOK & RIDE

227 L BOOMLESS UTILITY SPRAYER

XP 1000 ONLY

» 2879799

XP 1000 '17-18, CREW XP 1000 '17-18



BED ESSENTIALS

FIRE EXTINGUISHER HOLDER

- Only holds a 8.3 cm diameter extinguisher
- Quick release strap allows for easy use

» 2882158

XP 1000 '17-20, CREW XP 1000 '17-20,
CREW 1000 '20, 1000 '20



ELECTRONIC CARGO BOX LIFT

NEW

» 2884141

XP 1000 '18-20,
CREW XP 1000 '19-20,
CREW 1000 '20, 1000 '20



RIDE & REPAIR ESSENTIALS KIT

» 2881207

ALL RANGER MODELS



CARGO BED MAT

- Non-slip surface to better secure loads and keep cargo bed clean

» 2882751

XP 1000 '18-20, CREW XP 1000 '19-20,
CREW 1000 '20, 1000 '20



TOW & HAUL



TRAILER BALLS

» 5 cm WITH 1.9 cm SHANK
2877603

» 4.8 cm WITH 1.9 cm SHANK
2877602



5 cm BALL MOUNT

» 5 cm RECEIVER
2875320



3:1 HITCHES

» 5 cm x 5 cm RECEIVER
2830522

» 3 cm x 3 cm RECEIVER
2830523

» 4.8 cm REPLACEMENT BALL
2830524

ALL RANGER MODELS



FRONT MOUNT RECEIVER HITCH

- Standard 5 cm receiver mount bolts directly to the frame
- UTV attachment works with Polaris bumpers
- Rated at 45.4 kg tongue weight and 453.6 kg towing

» 2882782

XP 1000 '18-20, CREW XP 1000 '19-20, CREW 1000 '20, 1000 '20



TASK-SPECIFIC TOOLS



LOOK & RIDE

TOOL RACK

- Attach on the inside or outside of the cargo bed

» 2881533

XP 1000 '17-20, CREW XP 1000 '17-20,
CREW 1000 '20, 1000 '20



LOOK & RIDE

SPARE TIRE CARRIER

XP 1000 ONLY

- Be ready for an unexpected flat with a spare that's conveniently along for the ride

» 2881529

XP 1000 '17-20, CREW XP 1000 '17-20,
CREW 1000 '20, 1000 '20

ORGANIZE & PROTECT



LOOK & RIDE

STORAGE BOX

- Enough room to store all the tools you need to get the job done
- Internal organizational dividers keep gear from rolling around
- Easily detaches from vehicle

» 2883279

XP 1000 '17-20, CREW XP 1000 '17-20, CREW 1000 '20, 1000 '20

DO MORE

COOLERS

SEE P. 40



HUNT

SEE P. 42



COLD WEATHER

SEE P. 44



LIGHTING

SEE P. 50





KEEP IT
ICE COLD



GRIZZLY TESTED.
POLARIS APPROVED.



This cooler is IGBC-approved, meaning it withstands the power expended by a typical grizzly bear if it was trying to get inside.

Seriously, there are experts who know what a grizzly is capable of doing, and they certify our coolers can take it.



28, 57 & 99
LITER FEATURES



POLARIS NORTHSTAR COOLERS CAN SURVIVE JUST ABOUT ANYTHING - FROM EXTREME HEAT TO A NASTY TUMBLE OFF A VEHICLE.



99 LITER
» GRAPHITE • 2883426
» DESERT • 2883392



57 LITER
» GRAPHITE • 2883425
» DESERT • 2881259



28 LITER
» GRAPHITE • 2883424
» DESERT • 2881315



14 LITER
» GRAPHITE • 2883968



19 LITER SOFTSIDE
» GRAPHITE • 2883390

ESSENTIAL ACCESSORIES SO YOUR COOLER WORKS AS HARD AS YOU DO

COOLER ACCESSORIES		99 LITER	57 LITER	28 LITER	DON'T FORGET THESE ACCESSORIES		
	WIRE BASKET	2883648	2882185	2882438			
	DIVIDERS Doubles as cutting board	2883468 COMES WITH ONE DIVIDER 1 way to partition	2882184 COMES WITH TWO DIVIDERS 2 ways to partition	2882186 COMES WITH ONE DIVIDER 1 way to partition			
	SEAT CUSHION	NOT AVAILABLE	2882179	2882507			
	WHEELS	2883967	2882180	NOT AVAILABLE			

PROTECT THE GEAR YOU NEED. LIVE THE LIFE YOU LOVE.

KOLPIN STRONGHOLD[®] SYSTEM

Polaris is proud to partner with Kolpin[®] Outdoors, an industry leader in off-road accessories and the premier name in gun boots and mounts. If you need to secure a firearm or a pop-up blind while riding, simply attach the auto-latch mount and choose your case.

IDEAL FOR SECURE TRANSPORT OF SCOPED RIFLES AND SHOTGUNS

STEP 1 CHOOSE YOUR MOUNT



LOCK & RIDE KOLPIN STRONGHOLD[®] AUTO-LATCH DOUBLE BOOT MOUNT

- Precision angle adjustable for a custom fit
 - Provides a quick and secure attachment point
- » DOUBLE BOOT MOUNT • 2883970
» SINGLE BOOT MOUNT • 2884106

STEP 2 CHOOSE YOUR BOOTS



KOLPIN STRONGHOLD[®] GUN BOOT[®] XL – TRANSPORT

- 132 L x 9.5 W x 26.7 cm H
- » 2882430
Requires Auto-Latch Mount
(2883970 or 2884106)

KOLPIN STRONGHOLD[®] GUN BOOT[®] L

- 132 x 12 x 23.5 cm H
- » 2882426
Requires Auto-Latch Mount
(2883970 or 2884106)

KOLPIN STRONGHOLD[®] ICE AUGER / POP-UP BLIND BOOT

- 116.8 L x 31.8 cm W
- » 2882427
Requires Auto-Latch Mount
(2883970 or 2884106)

KOLPIN STRONGHOLD[®] ICE ROD BOOT

- 99 x 47 x 15.2 cm H
- » 2882428
Requires Auto-Latch Mount
(2883970 or 2884106)

SECURELY PROTECT THE ESSENTIALS WHEN ON THE TRAIL.



FALL AVAILABILITY



CARGO BED REAR WINCH **NEW**



- Assists lifting heavy objects like hay bales or big game up into rear cargo bed
- 136 kg winch mounts high on rear cab frame
- Equipped with 4.6 m of premium synthetic rope
- A Polaris PULSE ready accessory

» 2884215

XP 1000 '18-20, CREW XP 1000 '19-20, CREW 1000 '20, 1000 '20

KOLPIN RHINO GRIPS[®] IDEAL FOR BOWS, CROSSBOWS AND UNCASED LONG GUNS



LOCK & RIDE

KOLPIN RHINO GRIP[®] PRO

» 2884107

ALL RANGER MODELS (EXCEPT 150)



LOCK & RIDE

KOLPIN RATCHETING RHINO GRIP[®]

» 2881575

ALL RANGER MODELS (EXCEPT 150)



LOCK & RIDE

KOLPIN RHINO GRIP[®] XL DOUBLE

» 2884108

ALL RANGER MODELS (EXCEPT 150)



LOCK & RIDE

KOLPIN RHINO GRIP[®] XL

» 2881574

ALL RANGER MODELS (EXCEPT 150)



LOCK & RIDE

KOLPIN RHINO GRIP[®] PRO REPLACEMENT RUBBER STRAPS

» 2884109

RHINO GRIP[®] PRO



KOLPIN RHINO GRIP[®] XL REPLACEMENT RUBBER STRAPS

» 2881621

RHINO GRIP[®] XL



THANKS TO OUR PARTNERS. We would like to thank our partners Browning[®] and Mathews[®] for helping to deliver a successful and safe off-road experience when out in the field.

Browning[®] is a registered trademark of Browning. Mathews[®] is a registered trademark of Mathews Archery Inc.



LOCK & RIDE GUN RACK 6

- Adjustable to store guns at an angle or vertical (shown at angle)
- Holds 6 rifles or shotguns securely with soft rubber v-grips
- Stock is secured in place with a soft molded rubber inlay along the bottom of the rack
- Rack can be adjusted into 3 positions based on firearm height

» 2882159

XP 900 '13-19, XP 1000 '17-20, CREW XP 900 '14-19, CREW XP 1000 '17-20, CREW 570 FULL-SIZE '18-20, CREW 1000 '20, 570 FULL-SIZE '17-20, 1000 '20



IN-CAB GUN MOUNT

- Gives you instant gun access in the field
- Mounts securely to the floor and adjusts up to 45° forward
- Robust, molded gun butt holder at base
- Quick-release barrel straps
- Easily removable
- Accommodates scope-equipped rifles

» 2883263

XP 1000 '18-20, CREW XP 1000 '19-20, CREW 1000 '20, 1000 '20

» 2881537

XP 900 '13-19, XP 1000 '17-18, EV LI ION '16-18, EV '15-20, CREW XP 900 '14-19, CREW XP 1000 '17-18, CREW 570-4 '15-20, 570 '15-20, 500 '17-20



POLARIS PURSUIT CAMO SxS FIELD COVER

- Full-coverage camo print cover hides your side-by-side while in the field
- Lightweight material protects your RANGER from inclement weather

» 2882160

ALL 3-SEAT & 2-SEAT RANGER MODELS

COLD WEATHER

GET READY FOR WINTER
with plows and tracks.
See P. 46 for plow details.

INTRODUCING POLARIS PLOW MODE

**EXCLUSIVE TO RANGER XP 1000
RIDE COMMAND FOR 2020**

**RIDE COMMAND 7"
DISPLAY**

» 2884072

XP 1000 '18-20, CREW XP 1000 '19-20,
CREW 1000 '20, 1000 '20

PLOW MODE FUNCTIONALITY DOES NOT
CONTROL HYDRAULIC LIFT AND ANGLE

**SEE
P. 32**



NEW



PLOW IS AUTOMATICALLY LOWERED
WHEN SHIFTING INTO LOW



PLOW IS AUTOMATICALLY RAISED WHEN
SHIFTING INTO REVERSE



BACK DRAG MODE ALLOWS
FOR PULLING SNOW AWAY
FROM BUILDINGS



PROSPECTOR PRO® TRACK MOUNTS

• Install this track system mounting hardware in place of tires and wheels. Tracks sold separately

» 2882783

XP 1000 '18-20, CREW XP 1000 '19-20, CREW 1000 '20,
1000 '20 DOES NOT FIT HIGH LIFTER MODELS

» 2880071

CREW 570-4 '15-20, 570 '14-20, 500 '17-20

» 2879621

XP 900 '13-19, XP 1000 '17, CREW XP 900 '14-19,
CREW XP 1000 '17-18

PROSPECTOR PRO® TRACK

» 2883313

XP 900 '18-19, XP 1000 '18-20, CREW XP 900 '18-19,
CREW XP 1000 '18-20, CREW 1000 '20, 1000 '20
DOES NOT FIT HIGH LIFTER MODELS

» 2880757

XP 900 '13-18, XP 1000 '17, EV '14, CREW XP 900 '14,
CREW 570-4 '14-20, 570 '14-20, 500 '17-2

If using Glacier® Pro Plow System with tracks, Track Plow Extension is required [2889267]

POLARIS-SPECIFIC GEARING PROVIDES 1:1 RATIO TO:

- Minimize track slip, providing better climbing ability and improved traction in deep snow
- Improve top speed over prior models by approximately 5%
- Reduce operating RPM for a quieter ride
- Improve driveline durability, which allows vehicle to run at a lower RPM, decreasing engine wear

Polaris Exclusive optimized hub geometry that minimizes feedback and eases steering effort

Lightweight design provides for better flotation, eases steering effort, and provides better vehicle control

New front dual stabilizer for improved stability



For year-round use, Polaris recommends the use of Intake Update Kit [2880673] on any Ranger XP 900 '13-19, RANGER XP 1000 '17, RANGER XP 900/1000 CREW '14-18 with tracks installed. To keep intake system working optimally, this kit pre-filters out fine snow and dust.

Otter®

FEATURES

- Fits 1-2 people
- 2,46 square meter
- Set up dimensions: 170.2 L x 151.1 W x 199.4 H cm
- Cover included
- 2 top sealable vents
- Front entry door with dual coil zippers
- 2 sewn-in TPU crack resistant windows
- Insulated corners for complete coverage
- Interior draft skirt with extra-long perimeter

POLARIS RANGER COMPATIBLE MODELS



XP 1000 '17-20,
CREW XP 1000 '17-20,
CREW 1000 '20,
1000 '20



XP 900 '13-19,
CREW XP 900 '15-19




CREW 570 FULL-SIZE '18-20,
570 FULL-SIZE '17-20

LOOK & RIDE

**Polaris XT
Pro Lodge**
by **Otter**

» 2882199

VEHICLE WITH TRACKS WILL REDUCE SITTING SPACE IN HOUSE SLIGHTLY




LOOK & RIDE

Easy On & Off




Room for Ice Fishing Gear




seating not included

Comfortable Fishing for 2

EASY SET UP



OtterTMTEC



OUTER SHELL

Provides outstanding wind and light blocking capabilities

INNER LINING

The full thermal quilted inner shell provides higher lofting while locking in heat and virtually eliminating condensation



LIGHTWEIGHT

Oversized square tube aluminum frame with anodized receiver tubes and ultra-glide operation



"The full-thermal Otter® Ice House from Polaris sets up in minutes, is spacious enough for two anglers to fish in comfort and stows quickly on the back of your RANGER. It is the premium shelter solution for ice anglers that rely on their Polaris RANGER for mobility out on the ice."

- James Holst, InDepth Outdoors

Otter® is a registered trademark of Otter Outdoors, LLC

COMMON

3-SEAT & CREW /
2-SEAT & CREW

COOLERS

HUNT

COLD WEATHER

PLOWS

LIGHTING

WHEELS & TIRES

GLACIER[®] PRO HD

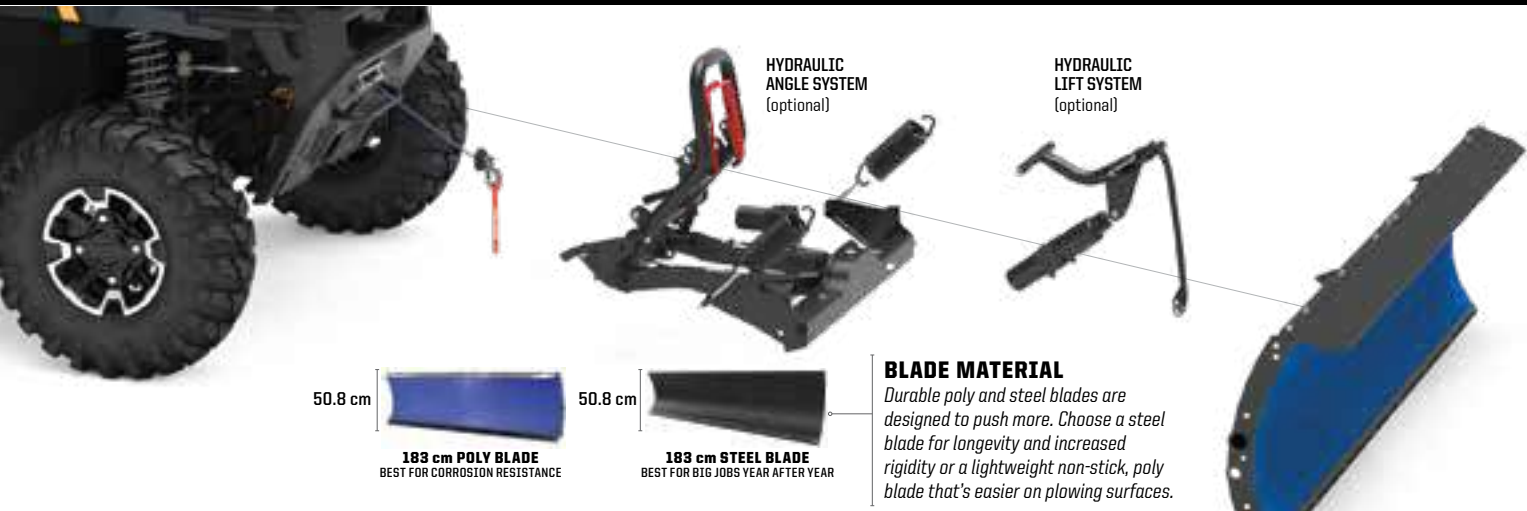
PLOW SYSTEM

HYDRAULIC CONTROL FOR EXTREME

SNOW REMOVAL

A robust frame and tough blades, combined with a convenient hydraulic angle system, allow your Glacier[®] Pro HD to move serious snow while you remain comfortable. Thanks to Lock & Ride technology, the Pro HD comes standard with a convenient kickstand attachment to the plow frame, giving you the easiest attachment.

3-SEAT & CREW GLACIER[®] PRO HD » 183 cm Blades » Choice of poly or steel » Hydraulic lift & angle system option



	STEP 1 SELECT A MOUNT	STEP 2 SELECT A FRAME	STEP 3 SELECT PLOW CONFIGURATION		STEP 4 SELECT A BLADE
MODELS	MOUNT	FRAME	HYDRAULICS	WINCHES	BLADES
XP 1000 '18-20 CREW XP 1000 '19-20 1000 '20 CREW 1000 '20	Not Required Integrated into Factory Bumper	2883255	Hydraulic Lift System 2883410	Polaris PRO HD 2,722 kg Winch 2882710	183 cm Poly 2879317
		Track Extension 2879871	Hydraulic Angle System 2883409	Polaris PRO HD 2,041 kg Winch 2882711	183 cm Steel 2879874
		Replacement T Shear Pin 2204829	Power Controller Required for hydraulic components 2883247	Power Controller Winch Adapter 2884159	
XP 900 '13-19 CREW XP 900 '13-19	2879106	Glacier[®] PRO HD Kickstand System 2207382	Hydraulic Lift System 2879220	Polaris PRO HD 2,722 kg Winch 2882237	183 cm Poly 2879317
			Hydraulic Angle System 2879224	Polaris PRO HD 2,041 kg Winch 2882236	183 cm Steel 2879874
			Power Controller Required for hydraulic components 2879227		

SELECT ACCESSORIES

PLOW BLADE SNOW DEFLECTOR

- » 183 cm • 2858541
- » 168 cm • 2879866
- » 152 cm • 2871808

HEAVY DUTY SNOW PLOW DEFLECTOR

- » 183 cm • 2884160

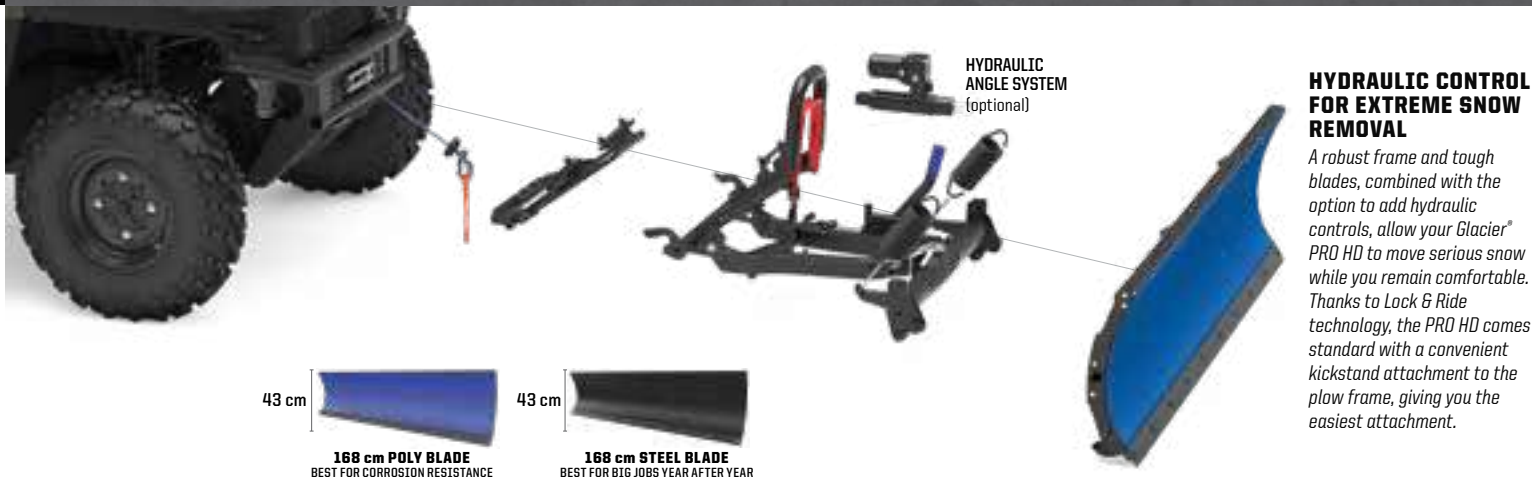
QUICK RELEASE SKID SHOES

- Helps prevent blade wear
- Hardened steel for industrial strength
- » PRO HD • 2205071

COIL SPRING SPACER

- Keep the front end of the vehicle up and improve ride quality when using a plow on strut or A-arm vehicles
- » 2872655

2-SEAT & CREW 570 FULL-SIZE & CREW GLACIER[®] PRO HD » 183 cm OR 168 cm Blades » Choice of poly or steel » Hydraulic angle system option



	STEP 1 SELECT A MOUNT	STEP 2 SELECT A FRAME	STEP 3 SELECT PLOW CONFIGURATION		STEP 4 SELECT A BLADE
MODELS	MOUNT	FRAME	HYDRAULICS	WINCH	BLADES
570 FULL-SIZE '16-20 CREW 570 FULL-SIZE '16-20	2880261	2880260	Hydraulic Angle System 2880266	Polaris PRO HD 2,041 kg Winch 2882238	183 cm Steel 2880270
		Track Extension 2880267	Power Controller Required for hydraulic components 2879227		168 cm Poly 2880269
		Replacement Shear Pin 2205527			168 cm Steel 2880268
570/500/ETX '10-20 CREW 570 '10-20 LI-ION EV & EV '15-20	2880261		Hydraulic Angle System 2880266	Polaris PRO HD 2,041 kg Winch 2882238	183 cm Steel 2880270
			Power Controller Required for hydraulic components 2879227		168 cm Poly 2880269
					168 cm Steel 2880268

WEAR BARS

- Protect your plow blade and minimize wear on the actual blade by installing Wear Bars
- » 183 cm • 2204976
- » HD 183 cm • 2879875
- » 168 cm • 2879867
- » HD 168 cm • 2879868
- » 152 cm • 2871806

PLOW MARKER

- Helps driver monitor plow blade position
- Sold in pairs
- » 2872726

PLOW LINK

- » 2204974


GLACIER[®] HD

PLOW SYSTEM

MAKE QUICK WORK OF THE SMALLER JOBS

Move some snow with the robust and capable Glacier[®] HD plow system, and discover why a major snowfall can be the highlight of your week. With a robust frame, beefy poly and steel blade options, convenient Lock & Ride mounting and amazing value, Glacier[®] HD is a great choice in the dead of winter.

3-SEAT & CREW GLACIER[®] HD » 183 cm OR 168 cm Blades » Choice of poly or steel » Manual angle system standard



BLADE MATERIAL

Durable poly and steel blades are designed to push more. Choose a steel blade for longevity and increased rigidity or a lightweight non-stick, poly blade that's easier on plowing surfaces.

	STEP 1 SELECT A MOUNT	STEP 2 SELECT A FRAME	STEP 3 SELECT A LIFT METHOD	STEP 4 SELECT A BLADE
MODELS	MOUNT	FRAME	WINCHES	BLADES
XP 1000 '18-20 CREW XP 1000 '19-20 1000 '20 CREW 1000 '20	Not Required Integrated into Factory Brushguard	2882927 Replacement Shear Pin 2205527	Polaris HD 2,041 kg Winch 2882714	183 cm Steel 2880270 168 cm Poly 2880269 168 cm Steel 2880268
XP 900 '13-19 CREW XP 900 '13-19	2879106		Polaris HD 2,041 kg Winch 2881667	183 cm Steel 2880270 168 cm Poly 2880269 168 cm Steel 2880268

SELECT ACCESSORIES

WEAR BARS

- Protect your plow blade and minimize wear on the actual blade by installing Wear Bars
- » 183 cm • 2204976
- » 168 cm • 2879867
- » 152 cm • 2871806
- » HD 183 cm • 2879875
- » HD 168 cm • 2879868

PLOW BLADE SNOW DEFLECTOR

- » 183 cm • 2858541
- » 168 cm • 2879866
- » 152 cm • 2871808

HEAVY DUTY SNOW PLOW DEFLECTOR **NEW**

- » 183 cm • 2884160

COIL SPRING SPACER

- Keep the front end of the vehicle up and improve ride quality when using a plow on strut or A-arm vehicles
- » 2872655

QUICK RELEASE SKID SHOES

- Helps prevent blade wear
- Hardened steel for industrial strength
- » PRO HD • 2205071


PLOW MARKER

- Helps driver monitor plow blade position
- Sold in pairs
- » 2872726

GLACIER[®] PLOW LINK

- » 2204974

2-SEAT & CREW 570 FULL-SIZE & CREW GLACIER[®] HD » 168 cm Blades » Choice of poly or steel



	STEP 1 SELECT A MOUNT	STEP 2 SELECT A FRAME	STEP 3 SELECT A LIFT METHOD	STEP 4 SELECT A BLADE
MODELS	MOUNT	FRAME	WINCHES	BLADES
570 FULL-SIZE '16-20 CREW 570 FULL-SIZE '16-20	2879105	2882927 Replacement Shear Pin 2205527	Polaris HD 1,588 kg Winch 2881669	168 cm Poly 2880269 168 cm Steel 2880268
570/500/ETX '10-20 CREW 570 '10-20 LI-ION EV & EV '15-20	2879105		Polaris HD 1,588 kg Winch 2881669	168 cm Poly 2880269 168 cm Steel 2880268



POLARIS ENGINEERED™
ADVANTAGES

MOUNTS PERFECTLY
Designed for your Polaris Engineered
bumper, roof or other mounting point.

MAX PERFORMANCE
Validated to work as hard as
your machine does.

DOESN'T OVERTAX
Trust it to work when you
need it to.



ADVANCED TECH

RIGID® lights are driven by Aluminum PCB Smart Boards™, 6063-T5 aircraft aluminum extruded housings and Tiger Drylac® UV protection polyester powdercoating.

EXCLUSIVE OPTICS

RIGID® lights feature impact-resistant polycarbonate lenses for a 100% water/dustproof seal.

RUGGED CONSTRUCTION

Pro Armor lights are designed to be big and beefy with an aggressive style all their own, and housed in IP67 marine-grade rated UV polyester powder coating.

MASSIVELY BRIGHT

Pro Armor builds bright lights designed for any riding experience. All that power is directed through heat dissipating aluminum for streamlined heat management.

LIGHT BAR TYPES



SR-SERIES PRO

Sleek, powerful, low-profile (under 5 cm tall).
Lights extreme distances with low energy usage.
Available in 25 cm & 81 cm



D-SERIES PRO

Compact to fit almost anywhere with
high output and low energy usage.
Available in Driving, Flood & Spot



DUAL-ROW LED LIGHT BARS

The most spread and farthest illumination
downrange. Easy to mount.
Available in Cube, 25 cm, 50 cm & 76 cm



SINGLE-ROW LED LIGHT BARS

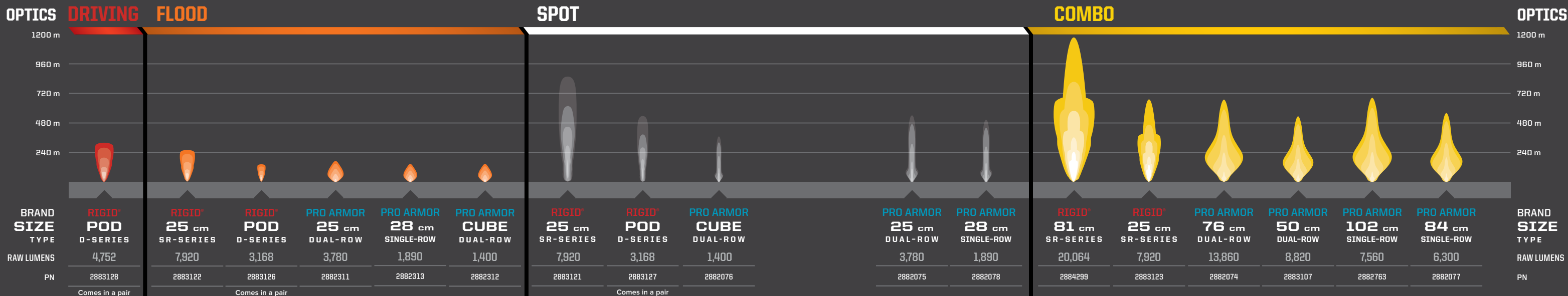
Powerful, compact, low-profile light bars with
sleek look.
Available in 28 cm, 84 cm & 102 cm



CUBE LED LIGHTS

Small size allows mounting in
strategic locations for added lighting.
Available in Flood & Spot

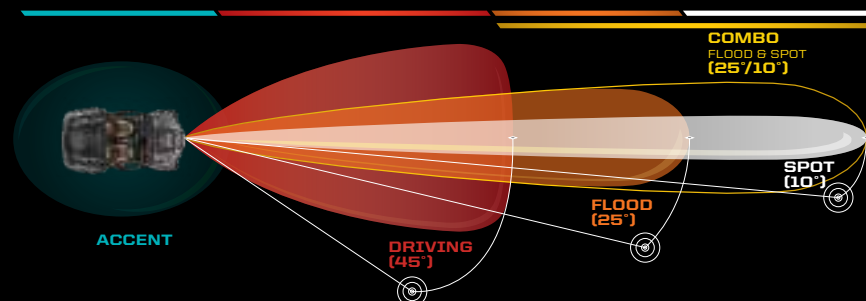
LIGHT BAR OPTIONS



BUILD YOUR VISION

Consider the Optics,
Angle & how you will
use your vehicle to
choose the right light
or set of lights.

OPTICS LIGHT ANGLE	ACCENT	DRIVING (45°)	FLOOD (25°)	SPOT (10°)	COMBO (25°/10°)
DRIVING SPEED	All	Slow	Medium	Fast	Medium to fast
BEAM	Diffused glow	Extra-wide	Wide/Shorter	Concentrated/Long	Inner spot & outer flood
RECOMMENDED MOUNTING	Low/Wheel well	All points	Low &/or rear	High points	All points
TERRAIN & RIDING STYLE	Added style & personalization in any terrain	All riding & utility	Wide-open terrain or trails & utility	Trail & tight conditions	All riding & utility



ADD A HARNESS TO MOUNT YOUR LIGHTS

MODEL	LIGHT BAR SET-UPS		
	1 LIGHT IN 1 LOCATION ON 1 SWITCH	2 LIGHTS IN 2 LOCATIONS ON 1 SWITCH	2 LIGHTS IN 2 LOCATIONS ON 2 SWITCHES
2014-2020 ALL MODELS EXCEPT XP 1000 '18-20, CREW XP 1000 '19-20, 1000 '20 & CREW 1000 '20	⚠ Requires Battery Connection Cable LIGHT BAR HARNESS 2882209	⚠ Requires Battery Connection Cable LIGHT BAR HARNESS 2882209 Y-HARNESS 2879860	⚠ Requires Battery Connection Cable LIGHT BAR HARNESS (x2) 2882209
XP 1000 '18-20, CREW XP 1000 '19-20, 1000 '20 & CREW 1000 '20	SEE PAGE 27 FOR WIRING CONNECTIONS		

IF INSTALLING REAR FACING LIGHT ON CREW MODELS, USE 2883854

1 LED LIGHT BAR WIRING HARNESS - REAR FACING CREW EXTENSION

» 2883854
CREW XP 1000 '19-20, CREW 1000 '20

⚠ BATTERY CONNECTION CABLES

3-SEAT & CREW 2-SEAT & CREW

» 3-SEAT • 2879388
XP 900 '13-19, XP 1000 '17-18
» CREW • 2879685
CREW XP 900 '14-19,
CREW XP 1000 '17-18
» 2-SEAT • 2879990
570 '15-20, 500 '17-20
» CREW • 2880929
CREW 570-4 '15-20, 570 '15-20,
500 '17-20



**ADD A BEACON
LIGHT FOR 360°
ILLUMINATION**
P. 25

COMMON

3-SEAT & CREW /
2-SEAT & CREW

COOLERS

HUNT

COLD WEATHER

PLOWS

LIGHTING

WHEELS & TIRES

PRO ARMOR



Each wheel and tire Pro Armor designs for off-road vehicles performs perfectly in the intended environment for its intended use. Developed, tested, and produced in partnership so you can tackle the terrain ahead with Polaris.

TRIPLE-BELTED SIDEWALLS

- Sidewalls are the most vulnerable puncture area of any off-road tire
- Pro Armor makes tires with extra protection exactly where it's needed most - the sidewall

8 OR 10-PLY RATED

- Pro Armor builds the toughest tires
- Higher ply ratings mean added protection

INNOVATION

DUAL DUROMETER LUGS (Crawler XG & Attack 2.0)

- Firm durometer rubber on base of lug for stability
- Soft durometer rubber on top of lug for sticky grip

DUAL COMPOUND TREAD (Dual-Threat)

- Firm durometer rubber on center of tread for long wear life
- Soft durometer rubber on shoulders of tread for superior grip

4,828+ km RATED

Pile on the kilometers with Pro Armor tires. Every tire is designed and constructed with longevity in mind. With ratings of 4,828 kilometers and beyond, you are assured long life and performance.

KNOW YOUR TIRES

DIMENSIONS	TREAD DEPTH	WEIGHT	PLY RATING	SIDEWALL BELTS	LOAD RATING
28" x 9" R14	A deeper tread means more grip in all conditions	A lighter tire makes for improved vehicle performance	Indicates tire puncture-resistance	Increase your resistance to sidewall punctures	Tires with higher load ratings can handle more weight
TIRE HEIGHT TIRE WIDTH WHEEL DIAMETER					



TIRE: CRAWLER XG WHEEL: HALO ACCENT

KNOW YOUR TERRAIN



- Extra deep treads
- Self-cleaning lugs



- Tread patterns optimized for extreme traction
- Ideal for both hard pack and loose trail



- Industry leading anti-puncture side walls
- Purpose-built, long lasting tread patterns



- Flexible "grippy" tread
- Aggressive side bite

THE RIGHT TIRES

FOR WORK. Pro Armor Utility Tires are built to provide exactly what you need for your application. Need a high-kilometer work horse? We've got it. Need a turf-friendly tire with low-impact? We've got those too. Looking for the most extreme puncture resistance? Check.

"We use our RANGER every day around the farm. We put the Pro Armor HARVESTER Tires on last fall, We love them! We have received better traction as well as a gentler and quieter ride compared to the stock tires whether around the yard or out to the fields. They are so gentle on the lawn; we don't worry about driving the kids anywhere around the farm. We've had them on for a year and can't even see wear and tear, these are the best tires for my RANGER."

- BOB S., BARRON, WISCONSIN



PICKING THE RIGHT UTILITY TIRE

UTILITY FEATURE	HARVESTER	PRESERVE	XD-K
8,047 Kilometer Rated Long life and performance	X	X	
10-Ply Rated Higher ply ratings means added protection	X	X	X
Low Impact Tread Easy on soil		X	
Heavy Duty Tread Aggressive tread pattern for all day work on farms or ranches	X		X
Turf-Friendly Easy on grass and farm yard	X	X	
Aramid Fiber Belt 5x times stronger than steel and lighter			X
Wide Range of Sizes For exactly how you want to use your machine	28", 27", 26"	27", 26"	26"

UTILITY



- Industry leading anti-puncture side walls
- Purpose-built, long lasting tread patterns



PRO ARMOR HARVESTER

- All-around work horse with tread life of 8047 km
- Tread pattern designed to withstand anything from the farmyard to the pastures and the trail
- With 10-ply, it can carry the load day in and day out

		TREAD DEPTH	TIRE WEIGHT	PLY RATING	SIDEWALL BELTS	LOAD RATING
28" x 10" R14 5416347	FRONT/ REAR	16mm	15 kg	10	3	630 kg
27" x 10" R14 5415965	FRONT/ REAR		15 kg			599 kg
26" x 8" R12 5416396	FRONT		11 kg			388 kg
26" x 10" R12 5415966	REAR		15 kg			615 kg



PRO ARMOR PRESERVE

- Turf-friendly for areas where low-impact from tire tread is needed
- Rounded profile and special tread pattern to limit footprint

		TREAD DEPTH	TIRE WEIGHT	PLY RATING	SIDEWALL BELTS	LOAD RATING
27" x 10" R14 5416348	FRONT/ REAR	16mm	13 kg	10	3	630 kg
26" x 8" R12 5416403	FRONT		11 kg			388 kg
26" x 10" R12 5416402	REAR		13 kg			630 kg



PRO ARMOR XD-K

- 26" Aramid fiber-belted tire to tackle any terrain
- Unique full-face tread design
- Harder durometer lugs promotes extended wear, increasing tire life

		TREAD DEPTH	TIRE WEIGHT	PLY RATING	SIDEWALL BELTS	LOAD RATING
26" x 9" R12 5415756	FRONT	31.7mm	13 kg	10	3/1 Aramid Fiber Belt	388 kg
26" x 11" R12 5415757	REAR		15 kg			499 kg



BACKCOUNTRY/TRAIL



PRO ARMOR DUAL-THREAT

- Dual-compound technology and radial construction offer performance in all terrains
- Softer durometer rubber on outer edge for overall superior grip and feel
- Harder durometer rubber in the middle for increased traction during acceleration and longer tread life

		TREAD DEPTH	TIRE WEIGHT	PLY RATING	SIDEWALL BELTS	LOAD RATING
26" x 9" R14 5416340	FRONT	16mm	12 kg	10	3	413 kg
26" x 11" R14 5416341	REAR		14 kg			503 kg
29" x 9" R14 5416342	FRONT		14 kg			503 kg
29" x 11" R14 5416343	REAR		16 kg			599 kg



PRO ARMOR ATTACK 2.0

- Engineered for excellent hard-pack performance
- Dual-compound technology and radial construction offer performance in all terrains.
- Tight tread pattern for quieter ride

		TREAD DEPTH	TIRE WEIGHT	PLY RATING	SIDEWALL BELTS	LOAD RATING
28" x 10" R15 5416344	FRONT/ REAR	25mm	15 kg	10	3	503 kg



PRO ARMOR ATTACK

- The best all-purpose tire for all-season traction in any terrain
- Unique, full-face tread design
- Harder durometer lugs promote extended wear, increasing tire life
- Wider spaced lugs provide more grip in softer terrain

		TREAD DEPTH	TIRE WEIGHT	PLY RATING	SIDEWALL BELTS	LOAD RATING
26" x 9" R14 5415613	FRONT	23mm	13 kg	8	3	413 kg
26" x 11" R14 5415614	REAR		15 kg			599 kg



ROCK




- Flexible “grippy” tread
- Aggressive side bite

FRONT / REAR

PRO ARMOR CRAWLER XR

- Wanna race? This tire grips it all, from the trail to the rocks
- Square block profile for even surface contact
- A tougher durometer than the XG to take on the toughest the trail has to offer

		TREAD DEPTH	TIRE WEIGHT	PLY RATING	SIDEWALL BELTS	LOAD RATING
 28" x 10" R14 5415536	FRONT/ REAR	16mm	15 kg	8	3	517 kg

WHEEL SIZE

14"


SINGLE-DUROMETER

Smaller lug height and single-durometer gives this high-speed tire added construction and lateral stability when cornering. Its unique lug design excels in hard-packed, fast terrain.



PRO ARMOR CRAWLER XG

- Big or small, these tires crawl them all
- A soft, sticky compound makes this tire ideal for both rock crawling and desert running
- 8-ply, triple-belted ballistic sidewalls resist punctures

		TREAD DEPTH	TIRE WEIGHT	PLY RATING	SIDEWALL BELTS	LOAD RATING
	28" x 10" R15	FRONT/ REAR	20mm	15 kg	8	3
	5416346					503 kg

WHEEL SIZE

15"

DUAL-DUROMETER

With its taller lug height and dual-durometer construction, this tire has the perfect balance between high-speed performance, durability and flex in order to grip slick rock.

MUD



- Extra deep treads
- Self-cleaning lugs

FRONT / REAR

PRO ARMOR MUD XC


- Designed for the perfect mud-trail crossover for a smooth ride on the trail and aggressive traction in the mud
- Dual-compound technology with harder durometer lugs promote extended wear, increasing tire life
- 10-ply construction, means added protection in the toughest terrain

	TREAD DEPTH	TIRE WEIGHT	PLY RATING	SIDEWALL BELTS	LOAD RATING
27" x 9" R14 5416947	FRONT	15 kg	10	3	599 kg
27" x 11" R14 5416948	REAR	18 kg			531 kg

WHEEL SIZE

14"

WHEELS



14"

A AMPLIFY

FRONT	WEIGHT: 5.9 kg LOAD RATING: 408 kg OFFSET: +4
REAR	WEIGHT: 6.4 kg LOAD RATING: 590 kg OFFSET: -9

ACCENT:	FRONT	14" x 7"	1522956-266
	REAR	14" x 8"	1522957-266
MATTE BLACK:	FRONT	14" x 7"	1522956-458
	REAR	14" x 8"	1522957-458

B BUCKLE

FRONT	WEIGHT: 5.8 kg LOAD RATING: 408 kg OFFSET: +4
REAR	WEIGHT: 6.1 kg LOAD RATING: 590 kg OFFSET: -9

ACCENT:	FRONT	14" x 7"	1522544-266
	REAR	14" x 8"	1522545-266
MATTE BLACK:	FRONT	14" x 7"	1522544-458
	REAR	14" x 8"	1522545-458

C COMBAT (BEADLOCK RINGS INCLUDED)

WEIGHT: 7.3 kg | LOAD RATING: 729 kg | OFFSET: +38

ACCENT:	FRONT/REAR	14" x 7"	1523284
MATTE BLACK:	FRONT/REAR	14" x 7"	1523283

D REBLR (BEADLOCK RINGS SOLD SEPARATELY)

FRONT	WEIGHT: 5.9 kg LOAD RATING: 408 kg OFFSET: +4
REAR	WEIGHT: 6.6 kg LOAD RATING: 590 kg OFFSET: -9

ACCENT:	FRONT	14" x 7"	1522238-458
	REAR	14" x 8"	1522239-458

E SHACKLE

FRONT	WEIGHT: 5.9 kg LOAD RATING: 408 kg OFFSET: +4
REAR	WEIGHT: 6.4 kg LOAD RATING: 590 kg OFFSET: -9

ACCENT:	FRONT	14" x 7"	1522546-266
	REAR	14" x 8"	1522547-266
MATTE BLACK:	FRONT	14" x 7"	1522546-458
	REAR	14" x 8"	1522547-458

F SIX'R

FRONT	WEIGHT: 4.8 kg LOAD RATING: 408 kg OFFSET: +4
REAR	WEIGHT: 5.7 kg LOAD RATING: 590 kg OFFSET: -9

MATTE BLACK:	FRONT	14" x 7"	1521507-521
	REAR	14" x 8"	1521508-521
LUSTER:	FRONT	14" x 7"	1521507-410
	REAR	14" x 8"	1521508-410



15"

G CYCLONE

WEIGHT: 7.8 kg | LOAD RATING: 590 kg | OFFSET: +4

ACCENT:	FRONT/REAR	15" x 7"	1523184-266
MATTE BLACK:	FRONT/REAR	15" x 7"	1523184-458

H HALO (BEADLOCK RINGS INCLUDED)

WEIGHT: 7.7 kg | LOAD RATING: 726 kg | OFFSET: +38

ACCENT:	FRONT/REAR	15" x 7"	1523282
MATTE BLACK:	FRONT/REAR	15" x 7"	1523286

I WYDE (BEADLOCK RINGS SOLD SEPARATELY)

WEIGHT: 6.1 kg | LOAD RATING: 590 kg | OFFSET: +55

ACCENT:	FRONT/REAR	15" x 7"	1522550-266
MATTE BLACK:	FRONT/REAR	15" x 7"	1522550-458

J HEXLR (BEADLOCK RINGS SOLD SEPARATELY)

WEIGHT: 7.3 kg | LOAD RATING: 590 kg | OFFSET: +38


ACCENT:	FRONT/REAR	15" x 7"	1522435-458
---------	------------	----------	-------------

K FLARE

WEIGHT: 8.1 kg | LOAD RATING: 590 kg | OFFSET: +4

ACCENT:	FRONT/REAR	15" x 7"	1523102-266
MATTE BLACK:	FRONT/REAR	15" x 7"	1523102-458

LUG NUTS LUG NUTS REQUIRED SEE P. 59



	14" FORGED BEADLOCK RINGS Only used on REBLR	PART #
A	Voodoo Blue	1522244-619
B	Machined	1522244-266
C	White	1522244-133
D	Indy Red	1522244-293
E	Orange Crush	1522244-589
F	Matte Black - Replacement Only used on Combat	1523146-458

	15" FORGED BEADLOCK RINGS Only used on HEXLR	PART #
A	Voodoo Blue	1522240-619
B	Machined	1522240-266
C	White	1522240-133
D	Indy Red	1522240-293
E	Orange Crush	1522240-589
F	Matte Black - Replacement Only used on Halo	1523147-458

WHEEL & TIRE SETS

KNOW YOUR TERRAIN



- Extra deep treads
- Self-cleaning lugs



- Tread patterns optimized for extreme traction
- Ideal for both hard pack and loose trail



- Industry leading anti-puncture side walls
- Purpose-built, long lasting tread patterns



- Flexible "grippy" tread
- Aggressive side bite



UTILITY

		HARVESTER 28" 8,047 km	HARVESTER 27" 8,047 km	PRESERVE 27" 8,047 km
AMPLIFY <i>Accent</i>		2883225	2882388	2883208
AMPLIFY <i>Matte Black</i>		2883226	2882389	2883209
BUCKLE <i>Accent</i>		2883220	2882383	2883203
BUCKLE <i>Matte Black</i>		2883221	2882384	2883204
COMBAT <i>Accent</i> BEADLOCKS PRE-MOUNTED				
COMBAT <i>Matte Black</i> BEADLOCKS PRE-MOUNTED				
REBLR <i>Matte Black</i> BEADLOCKS SOLD SEPARATELY				
SHACKLE <i>Accent</i>		2883222	2882385	2883205
SHACKLE <i>Matte Black</i>		2883223	2882386	2883206
SIXR <i>Luster</i>				
SIXR <i>Matte Black</i>		2883224	2882387	2883207

DESERT/ROCK

	CRAWLER XR 28" 4,828 km
	2882394
	2882395
	2881343
	2881344
	2883213
	2883212
	2881386
	2881355
	2881356
	2881371
	2881372

MUD/TRAIL

	MUD XC 27" 4,828 km
	2884272
	2884273
	2884267
	2884268
	2884270
	2884271
	2884269

BACKCOUNTRY/TRAIL

	DUAL-THREAT 29" 4,828 km	DUAL-THREAT 26" 4,828 km	ATTACK 26" 4,828 km
	2883146	2883138	2882390
	2883147	2883139	2882391
	2883148	2883140	2881335
	2883149	2883141	2881336
	2883219	2883217	
	2883218	2883216	
			2881381
	2883150	2883142	2881347
	2883151	2883143	2881348
			2881359
	2883152	2883144	2881360

REPLACEMENT CAPS



POLARIS CAPS

LUSTER	ALL WHEELS EXCEPT WYDE & HEXLR	1521509-410
MATTE BLACK		1521509-521
LUSTER	HEXLR	1522243-410
MATTE BLACK		1522243-458



PRO ARMOR CAPS

LUSTER	ALL WHEELS EXCEPT WYDE & HEXLR	5453209-410
MATTE BLACK		5453209-458
MATTE BLACK	WYDE	1523063-458
LUSTER	HEXLR	1523015-410
MATTE BLACK		1523015-458



TRAIL

		ATTACK 2.0 28" 4,828 km
CYCLONE <i>Accent</i>		2883160
CYCLONE <i>Matte Black</i>		2883159
FLARE <i>Accent</i>		2883158
FLARE <i>Matte Black</i>		2883157
HALO <i>Accent</i> BEADLOCKS PRE-MOUNTED		2883162
HALO <i>Matte Black</i> BEADLOCKS PRE-MOUNTED		2883161
HEXLR <i>Matte Black</i> BEADLOCKS SOLD SEPARATELY		2883154
WYDE <i>Accent</i>		2883156
WYDE <i>Matte Black</i>		2883155

DESERT/ROCK

	CRAWLER XG 28" 4,828 km
	2883188
	2883187
	2883186
	2883185
	2883190
	2883189
	2883182
	2883184
	2883183

2 WAYS TO PURCHASE

INDIVIDUAL WHEELS & TIRES
- OR -
COMPLETE SETS AS LISTED

Exclusively at Polaris Authorized Dealers



COLBY VALVE SHORT ULTIMATE VALVE - 2 PACK

» 2883292



COLBY VALVE EMERGENCY VALVE - 2 PACK

» 2883293



COLBY VALVE BOX COMBO

- Includes 8 Ultimate & 8 Emergency Valves

» 2883294

LUG NUTS

LUG NUTS REQUIRED



12mm x 1.5 SPLINED LUG NUTS

16 LUG NUTS WITH WRENCH	ALL POLARIS RANGER 3-SEAT & CREW MODELS	2879332
4 LUG NUTS WITHOUT WRENCH		2879331
SPLINED LUG WRENCH		2204966

3/8" - 24 HEX LUG NUTS

16 HEX LUG NUTS	CREW XP 900 '14, CREW 570-4 '14-20, 570 FULL-SIZE '17-20, 570 '14-20, 500 '11-20	2877409
4 HEX LUG NUTS		2876754



RANGER 570 FULL-SIZE

PERFORMANCE & COMFORT

THE RANGER 570 FULL-SIZE builds on its legendary reputation for getting the job done. With the industry’s most complete lineup of Polaris Engineered Accessories, it’s ready for anything your work demands.

ROOFS



SPORT ROOF TOP SELLER

- Lightweight, rugged polyethylene construction
- Offers protection from sun and rain

» 2877946
570 FULL-SIZE '17-20

» CREW • 2878755
CREW 570 FULL-SIZE '18-20



BIMINI SOFT TOP

- Tight-fitting canvas soft top with easy on/off design
- Lightweight 600 denier, solution-dyed polyester construction

» 2876963-067
570 FULL-SIZE '17-20

ROOF/REAR PANEL



CANVAS ROOF/REAR PANEL

- Constructed from premium, mold-resistant polyester with UV stabilizers
- Durable, heat-sealed vinyl window for crack resistance

» 2883471
570 FULL-SIZE '17-20

PROTECTION



BRUSHGUARDS

- Provides front impact resistance and headlight protection
- Durable, scratch-resistant black powder coated finish
- Can be used with accessory winch or plow system
- Does not interfere with rear cargo drop gate

» FRONT • 2881662
CREW 570 FULL-SIZE '18-20, 570 FULL-SIZE '17-20

» REAR • 2881661
570 FULL-SIZE '16-20



HORN

» 2875048
570 FULL-SIZE '17-20

REVERSE BEEPER

» 2880631
570 FULL-SIZE '16-20

DOORS



RANGER CANVAS DOORS

- Constructed from premium, mold-resistant polyester with UV stabilizers
- Durable, heat-sealed vinyl window for crack resistance
- Zip-down windows for adjustable ventilation

» 2876962-067
570 FULL-SIZE '17-20
REQUIRES 2883471
DOES NOT FIT WITH 2877946 OR 2876963-067

WINDSHIELDS



POLY WINDSHIELD

- Optical-grade, .6 cm-thick polycarbonate for outstanding protection and visibility

» HARD COAT • 2879489
CREW 570 FULL-SIZE '18-20

» GENERAL PURPOSE • 2876958
CREW 570 FULL-SIZE '18-20, 570 FULL-SIZE '17-20



LOOK & RIDE HALF WINDSHIELD

- Durable, optical-grade, .45 cm-thick polycarbonate for impact-resistance
- Half-height design delivers improved airflow for hot/dusty conditions
- Retains sporty, rugged look

» 2878756
CREW 570 FULL-SIZE '18-20, 570 FULL-SIZE '17-20

REAR PANEL



POLY REAR PANEL

- Constructed from thick, impact resistant polycarbonate
- Delivers protection from the elements and a quieter ride
- Scratch-resistant for years of clear vision
- Contoured design eliminates perimeter framework for full rearward visibility

» 2878165
CREW 570 FULL-SIZE '18-20, 570 FULL-SIZE '17-20

LOOK & RIDE ADD STORAGE TO YOUR RANGER 570 P. 70

DO MORE

COOLERS
SEE P. 40



HUNT
SEE P. 42



COLD WEATHER
SEE P. 44



LIGHTING
SEE P. 50



WINCHES

FEATURES	PRO PRO HEAVY DUTY SERIES	HD HEAVY DUTY SERIES
RAPID ROPE RECOVERY	STANDARD	NOT AVAILABLE
AUTO STOP TECHNOLOGY	STANDARD	OPTION
WINCH LINE	SYNTHETIC ROPE	STEEL CABLE
FAIRLEAD	ALUMINUM	STEEL ROLLER
CONTROL	WIRELESS STANDARD, WIRED OPTION	WIRED STANDARD, WIRELESS OPTION
MODEL	2,041 kg	1,588 kg
570 FULL-SIZE '16-20 CREW 570 FULL-SIZE '16-20	2882238	2881669
		ADD REQUIRED CABLES
		3-Seat Models: 2879388 Crew Models: 2879685

UPGRADE YOUR HD WINCH WITH THESE ACCESSORIES

WIRELESS REMOTE

- Up to 15 m range with LED indicator
- Direct plug and play operation

» 2879316
Works with 2881669

SYNTHETIC ROPE

1,588 kg (WITH HOOK)

» 2878888

AUTO STOP UPGRADE

- Billeted aluminum
- Replaces stock fairlead

» 2881693
Works with 2881669
SYNTHETIC ROPE REQUIRED

UPGRADE YOUR CONTROLS HD OR PRO HD WINCHES

WIRED REMOTE CONTROL

- Must order remote handle and socket together

» REMOTE HANDLE 4013466

» SOCKET 4014228

POWER CONTROLLER

- Control your winch and plow hydraulics directly from the shift knob

» 2879227
570 FULL-SIZE '17-20



HUNT

RANGER 570 with:
LOCK & RIDE Full Tip-Out Windshield - Glass
Heater/Defrost Kit
Polaris PRO HD 2041 kg Winch
Kolpin Stronghold® Gun Boot XL Transport



WORK

RANGER 570 with:
LOCK & RIDE Full Tip-Out Windshield - Glass
Hinged Window Doors - Poly
Polaris PRO HD 2041 kg Winch
Cargo Bed Mat



RANCH

RANGER CREW 570-4 EPS with:
Glass Full Windshield, Clear
LOCK & RIDE Canvas Door Set
LOCK & RIDE Tool Rack
Polaris Northstar Cooler - 28 L



TRAIL

RANGER 500 with:
LOCK & RIDE Poly 2-Seat Sport Roof
Lock & Ride Half Windshield - Poly
Polaris Northstar Cooler - 57 L

RANGER 570 / 500 / EV
MAKE IT YOURS.

POWER, COMFORT AND LEGENDARY RANGER CAPABILITY combine to haul more, tow more and do more when you need it the most. A mid-size RANGER equipped with Polaris Engineered Accessories takes on all tasks.

HUNT

- WINDSHIELDS & REAR PANELS P. 66
- HEATER P. 68
- WINCHES P. 69
- HUNT ACCESSORIES P. 42

RANCH

- WINDSHIELDS & REAR PANELS P. 66
- DOORS P. 64
- STORAGE P. 70
- COOLERS P. 40

WORK

- WINDSHIELDS & REAR PANELS P. 66
- DOORS P. 64
- WINCHES P. 69
- STORAGE P. 70


TRAIL

- ROOFS P. 64
- WINDSHIELDS & REAR PANELS P. 66
- COOLERS P. 40

ROOFS



SEALED
COVERAGE



REDUCE
STANDING
WATER



LOCK & RIDE
EASY AND FAST
INSTALLATION

POLARIS ENGINEERED™
ADVANTAGES

DOORS



PREMIUM
FEATURES



UNPRECEDENTED
VENTILATION
OPTIONS



EASY AND FAST
INSTALLATION


POLY *VS* STEEL

- Water run-off
- Mounting features: easily add accessories & lighting
- Liner ready
- Lightweight

- Heavy duty/durable
- Low profile
- Unique style

SHIELD AGAINST DRIVING RAIN OR THE BLISTERING SUN. Choose from poly or steel and know that you are protected from the elements with a seamless integrated roof.

POLY Lightweight, durable and impact-resistant. A poly roof can take the abuse of a tight trail and still protect.



SPORT ROOF - POLY **TOP SELLER**


- Provides shade, superior overhead protection
- Tough injection-molded design resists distortion from the elements
- Polaris Pursuit Camo offers effective visual camouflage in the field

- » 2-SEAT POLARIS PURSUIT CAMO • 2883237
500 '17-20, 570 '15-20, EV '15-20
- » 2-SEAT BLACK • 2883236
500 '17-20, 570 '15-20, EV '15-20
- » CREW BLACK • 2883238
CREW 570-4 '15-20

STEEL For the ultimate in strength and protection.

HD ROOF - STEEL

- Stout 12-gauge steel construction
 - Powdercoated finish for scratch and corrosion resistance
 - Interior fabric liner provides sound reduction
- » 2-SEAT • 2879954
500 '17-20, 570 '15-20, EV '15-20



POLY DOORS

CANVAS DOORS

HINGED WINDOW

- A premium, door offering hinged window for customizable ventilation in the cab.

ZIP WINDOW

- Lightweight, durable protection with adjustable zipper ventilation and see-through bottom panel.

FRONT DOORS
(SET OF 2) EV LION '16-18, EV '15-20, CREW 570-4 '15-20, 570 '15-20, 500 '17-20



Hinged Window - Poly Doors - Black
2882247



Zip Window Doors - Canvas - Black
2879963

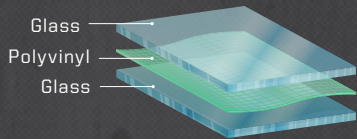
REAR DOORS
(SET OF 2) CREW 570-4 '15-20



Zip Window Doors - Rear - Canvas - Black
2879964




WINDSHIELDS & REAR PANELS



GLASS VS POLY

- Superior optical clarity (automotive level)
- Scratch resistant
- Curved to fit, seals tight
- Cold weather/ heavy duty
- Wiper ready (Windshield only)

- Lightweight, flexible, easy to store/remove
- Impact-resistant
- Tight seal keeps out rain and dust



LOCK & RIDE

REVOLUTIONARY
INSTALLATION



AIRTIGHT
GASKET SEAL



VENTING
OPTIONS



MULTI-FUNCTION
FEATURES

WINDSHIELDS



LOCK & RIDE TIP-OUT WINDSHIELD - GLASS

- Made of strong, optical-grade laminate safety glass
- Provides optimal visibility and the best protection from wind, inclement weather and off-road hazards
- Minimal perimeter framework for a low profile and full visibility
- Tip-out feature adjusts the windshield to an open position to enjoy airflow in the cab

» 2881784
500 '17-20, 570 '15-20, CREW 570-4 '15-20, EV '15-20

FULL WINDSHIELD - GLASS

- Provides the highest level of scratch resistance

» 2881783
500 '17-20, 570 '15-20, CREW 570-4 '15-20, EV '15-20

LOCK & RIDE FULL WINDSHIELD - POLY

- Durable, optical-grade, 0.6 cm-thick polycarbonate offers outstanding rider protection and visibility
- Windshield has minimal perimeter framework for full visibility

» 2883318
500 '17-20, 570 '15-20, CREW 570-4 '15-20, EV '15-20

LOCK & RIDE HALF WINDSHIELD - POLY

- Strong, durable polycarbonate half windshield delivers a combination of protection and airflow into the cab
- Half windshield offers protection from rain, sleet, spray, and off-road hazards

» 2883320
500 '17-20, 570 '15-20, CREW 570-4 '15-20, EV '15-20

REAR PANELS



FLIP-DOWN WINDSHIELD - HARD COAT POLY

- 2 venting options: fully sealed or flip-down/ remove upper half for some protection with maximum ventilation

» 2882178
500 '17-20, 570 '15-20, CREW 570-4 '15-20, EV '15-20



LOCK & RIDE VENTED WINDSHIELD - HARD COAT POLY

- Frameless design for maximum visibility
- Added vents for airflow on a hot day or defrosting on a cold day

» 2883342
500 '17-20, 570 '15-20, CREW 570-4 '15-20, EV '15-20



LOCK & RIDE FULL WINDSHIELD - HARD COAT POLY

- Durable, optical-grade, 0.6 cm-thick polycarbonate offers outstanding rider protection and visibility
- Windshield has minimal perimeter framework for full visibility

» 2883319
500 '17-20, 570 '15-20, CREW 570-4 '15-20, EV '15-20



LOCK & RIDE REAR PANEL - GLASS

- Durable, tempered laminate glass provides a high level of scratch resistance

» 2879965
500 '17-20, 570 '15-20, CREW 570-4 '15-20, EV '15-20



LOCK & RIDE REAR PANEL - POLY TOP SELLER

- Strong, 0.6 cm-thick polycarbonate provides outstanding impact and scratch resistance

» 2879812
500 '17-20, 570 '15-20, CREW 570-4 '15-20, EV '15-20

HARD COAT POLY // 30X MORE SCRATCH RESISTANT

REDUCE IN-CAB DUST SWIRL BY ADDING A REAR PANEL

With a windshield and roof installed, turbulent air develops behind the cab. Add a rear panel to reduce dust intrusion from this swirl.

CONVENIENCE & PROTECTION

CONVENIENCE
FEATURES

CAB SEAL SYSTEM

» 2 SEAT • 2880508
500 '17-20, 570 '15-20, CREW 570-4 '15-20,
EV '15-20, EV LI ION '16-19
(INCLUDED WITH PREMIUM DOORS)

EPS SYSTEM
(ELECTRIC POWER STEERING)

- Enjoy smooth, easy, precise, responsive automotive-quality power steering
 - EPS provides a light steering feel in all situations, including low-speed maneuvering through challenging terrain
- » 2879970
570 '15-20, CREW 570-4 '15-20
1824163 REQUIRED FOR 2016
AND NEWER 570 MODELS

HORN

» 2879273
500 '17-20, 570 '15-20, CREW 570-4 '15-20,
EV '15-20

AUXILIARY BATTERY KIT

» 2880555
EV '15-20

REVERSE WARNING
ALERT

» 2880631
500 '17-20, 570 '15-20, CREW 570-4 '15-20

SPEEDKEY®

» 2879988
570 '15-20, CREW 570-4 '15-20

EV QUICK CHARGING
SYSTEM

» 2880556
EV '15-20



FIELD TESTED
INTERIOR

ADD SUPERIOR ALL-WEATHER FUNCTIONALITY and comfort to your RANGER with premium Polaris Engineered Accessories. Keep warm on the coldest of days with a heater kit and improve visibility with a Windshield Wiper and Washer System or Large Rear View Mirror.



8-VENT HEATER &
DEFROST SYSTEM

» 2879967
570 '15-20, CREW 570-4 '15-20
⚠ Requires Battery Connection Cable




LARGE REAR VIEW
MIRROR

» 2879969
500 '17-20, 570 '15-20, CREW 570-4 '15-20

WINDSHIELD WIPER &
WASHER SYSTEM

- Use with Full Glass Windshield 2881783 only
- » 2879968
500 '17-20, 570 '15-20, CREW 570-4 '15-20, EV '15-20
⚠ Requires Battery Connection Cable



STANDARD BRUSHGUARDS

PERFECT FOR: **INCREASED PROTECTION AROUND LIGHTING AND FENDERS**

FRONT



REAR



» FRONT • 2879973
500 '17-20, 570 '15-20, CREW 570-4 '15-20, EV '15-20

» REAR • 2879972
500 '17-20, 570 '15-20, CREW 570-4 '15-20, EV '15-20

ROCK GUARDS
WITH STEP



- Durable, stamped plate steel construction
- Provides additional protection for side of vehicle
- Integrated boot scraper helps keep interior clean

» 2 SEAT • 2879974
500 '17-20, 570 '15-20, EV '15-20

WINCHES

FEATURES	PRO PRO HEAVY DUTY SERIES	I-HD HEAVY DUTY SERIES	
RAPID ROPE RECOVERY	STANDARD	NOT AVAILABLE	
AUTO STOP TECHNOLOGY	STANDARD	OPTION	
WINCH LINE	SYNTHETIC ROPE	STEEL CABLE	
FAIRLEAD	ALUMINUM	STEEL ROLLER	
CONTROL	WIRELESS STANDARD, WIRED OPTION	WIRED STANDARD, WIRELESS OPTION	
MODEL	2,041 kg	1,588 kg	ADD REQUIRED CABLES
570 '15-20 CREW 570-4 '15-20 500 '17-20	2882238	2881669	2-Seal Models: 2879990 Crew Models: 2880929

UPGRADE YOUR HD WINCH
WITH THESE ACCESSORIES

WIRELESS REMOTE <ul style="list-style-type: none">• Up to 15 m range with LED indicator• Direct plug and play operation » 2879316 Works with 2881669	SYNTHETIC ROPE <ul style="list-style-type: none">2,041 kg» 2879187 (WITH HOOK)» 2878888	AUTO STOP UPGRADE <ul style="list-style-type: none">• Billeted aluminum• Replaces stock fairlead » 2881693 Works with 2881669 SYNTHETIC ROPE REQUIRED
--	---	--

UPGRADE YOUR CONTROLS
HD OR PRO HD WINCHES

WIRED REMOTE CONTROL <ul style="list-style-type: none">• Must order remote handle and socket together. » REMOTE HANDLE 4013466 » SOCKET 4014228	POWER CONTROLLER <ul style="list-style-type: none">• Control your winch and plow hydraulics directly from the shift knob » 2879227 500 '11-20, 570 '14-20, CREW 570-4 '14-20, EV '11-20
--	--

STORAGE



LOCK & RIDE

EXCLUSIVE AND AVAILABLE ON ALL POLARIS VEHICLES, LOCK & RIDE ACCESSORIES LET YOU QUICKLY CHANGE FROM ONE TASK TO ANOTHER WITH HUNDREDS OF OPTIONS.

WITH THE FLIP OF A LEVER, LOCK & RIDE PLUNGERS USE OUTWARD PRESSURE TO EXPAND FOR A SECURE FIT.



LOCK & RIDE CARGOMAX SYSTEM

- Comes standard with a support bar that ties the two sides together for a sturdy cargo hold
- Adjustable utility hooks provide more options for hanging tools, cords or gear
- Two sides and a support bar included

» 2882177
500 '17-20, 570 '15-20, CREW 570-4 '15-20, EV '15-20



CARGO BED MAT

- Non-slip surface to better secure loads
- Protect the cargo bed from scratches and scuffs
- Lifts out and is easy to clean
- Can be cut to access factory tie-down cleats

» 2881485
500 '11-20, 570 '14-20, CREW 570-4 '14-20, EV '11-20



FIRE EXTINGUISHER HOLDER

- Quick-release strap allows for easy access

» 2882158
500 '17-20, 570 '15-20, CREW 570-4 '15-20, EV '15-20



UNDER SEAT STORAGE BOX

» 2880046
500 '17-20, 570 '15-20, CREW 570-4 '15-20, EV '15-20

RIDE & REPAIR ESSENTIALS KIT

» 2881207
ALL RANGER MODELS



LOCK & RIDE D-RINGS

- The most versatile Lock & Ride accessory - add as many as you need to secure your cargo with bungee cords or straps

» 2881545
ALL RANGER CARGO BOXES

LOCK & RIDE CHAINSAW MOUNT

» 2879354
500 '11-20, 570 '14-20, CREW 570-4 '14-20, EV '11-20



LOCK & RIDE STORAGE BOX

- Rugged roto-molded construction locks for security and is water-resistant
- Low-profile design retains additional hauling capacity on top of vault
- Sliding drawer features foam padding and adjustable dividers
- Fits perfectly in the bed of your RANGER, pickup box or full-size SUV

» 2877033
500 '11-20, 570 '14-20, CREW 570-4 '14-20, EV '11-20, EV LI ION '16-19



LOCK & RIDE TOOL RACK

- Attach on the inside or outside of the cargo bed

» 2881533
500 '11-20, 570 '14-20, CREW 570-4 '14-20, EV '11-20

STRAPS

3.8 cm x 4.6 m 2494.8 kg RATCHET STRAP

- Heavy duty webbing

- 2 Pack

» 2884031

LOCK & RIDE QUICKSTRAP

- The quickest and most secure way to mount Polaris accessories

- Sold as a pair

» 2882187
ALL COOLERS, RANGER CARGO BOXES

5.1 cm x 6.1 m 4535.9 kg RATCHET STRAP

- Heavy duty webbing

» 2884032



DO MORE

COOLERS
SEE P. 40



HUNT
SEE P. 42



COLD WEATHER
SEE P. 44



LIGHTING
SEE P. 50






RANGER XP 900

2019
RANGER XP 900
MAKE IT YOURS.

WORK HARD AND GET IT DONE with Polaris Engineered Accessories. Find everything you need to outfit your trusted partner for the task at hand.



WINCHES


FEATURES	PRO PRO HEAVY DUTY SERIES	HD HEAVY DUTY SERIES	
RAPID ROPE RECOVERY	STANDARD	NOT AVAILABLE	
AUTO STOP TECHNOLOGY	STANDARD	OPTION	
WINCH LINE	SYNTHETIC ROPE	STEEL CABLE	
FAIRLEAD	ALUMINUM	STEEL ROLLER	
CONTROL	WIRELESS STANDARD, WIRED OPTION	WIRED STANDARD, WIRELESS OPTION	
MODEL	2,722 kg	2,041 kg	1,588 kg <small>TOP SELLER</small>
	2882237	2882236	2881667
XP 900 '13-19 CREW XP 900 '14-19			

UPGRADE YOUR HD WINCH
WITH THESE ACCESSORIES


WIRELESS REMOTE	SYNTHETIC ROPE	AUTO STOP UPGRADE	WIRED REMOTE CONTROL	POWER CONTROLLER
<ul style="list-style-type: none">Up to 15.2 m range with LED indicatorDirect plug and play operation » 2879316 Works with 2881667	2,041 kg » 2879187 1,588 kg (with Hook) » 2878888 2,722 kg » 2879188	<ul style="list-style-type: none">Billeted aluminumReplaces stock fairlead » 2881692 Works with 2881667 SYNTHETIC ROPE REQUIRED	<ul style="list-style-type: none">Must order remote handle and socket together » REMOTE HANDLE 4013466 » SOCKET 4014228	<ul style="list-style-type: none">Control your winch and plow hydraulics directly from the shift knob » 2879227 CREW XP 900 '14-19, XP 900 '13-19

ROOFS


POLARIS ENGINEERED™
ADVANTAGES




SEALED COVERAGE



REDUCE STANDING WATER



EASY AND FAST INSTALLATION



PREMIUM FINISH AND QUIETER RIDE

POLY vs STEEL

- Water run-off
- Mounting features: easily add accessories & lighting
- Liner ready
- Lightweight

- Heavy duty/durable
- Low profile
- Unique style

SHIELD AGAINST DRIVING RAIN OR THE BLISTERING SUN. Choose from poly or steel, and get on your way with protective peace of mind.

POLY

Lightweight, durable and impact-resistant. A poly roof can take the abuse of a tough trail and still protect.

PREMIUM ROOF - POLY

- » POLARIS PURSUIT CAMO 2882913
 - » BLACK • 2882912
- XP 900 '13-19
ROOF LINER INCLUDED

SPORT ROOF - POLY TOP SELLER

- » BLACK • 2882911
- XP 900 '13-19

PREMIUM ROOF CREW - POLY

- » POLARIS PURSUIT CAMO 2883277
- CREW XP 900 '15-19
ROOF LINER INCLUDED

SPORT ROOF CREW - POLY TOP SELLER

- » BLACK • 2883274
- CREW XP 900 '15-19

ROOF LINERS

Get a touch of premium comfort, reduce cab noise and hide wiring. Roof liners are included with all premium poly roofs.

PREMIUM ROOF LINER

- » 2882914
- XP 900 '13-19
* WORKS WITH 2882911, 2882912, 2882913

PREMIUM ROOF CREW LINER

- » 2883457
- CREW XP 900 '15-19

STEEL

For the ultimate in strength and protection.

HD ROOF - STEEL

- » 2879881
- XP 900 '13-19
ROOF LINER INCLUDED

HD ROOF CREW - STEEL

- » 2880334
- CREW XP 900 '14-18

3-SEAT & CREW

XP 900

ROOFS

WINDSHIELDS

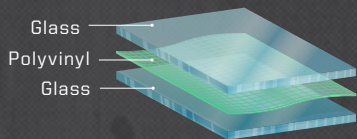
REAR PANELS & DOORS

CAB COMFORT & CONVENIENCE

STORAGE

PROTECTION

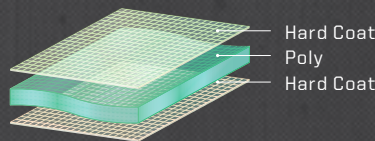
WINDSHIELDS



GLASS VS POLY


- Superior optical clarity (automotive level)
- Scratch resistant
- Curved to fit, seals tight
- Cold weather/ heavy duty
- Wiper ready

- Lightweight, flexible, easy to store/remove
- Impact-resistant
- Tight seal keeps out rain and dust



LOCK & RIDE

EASY AND FAST
INSTALLATION



AIRTIGHT
GASKET SEAL



MULTI-FUNCTION
FEATURES



VENTING
OPTIONS

HARD COAT POLY // 30X MORE SCRATCH RESISTANT

GLASS

3-Position
Adjustable

Open
Venting
Closed



WIPER READY

WIPER READY

WIPER AVAILABLE

WIPER AVAILABLE

TIP-OUT WINDSHIELD - GLASS TOP SELLER

- Tip-out design allows for partial venting or open-air freedom
- Gas shocks assist in easy opening and closing
- 360° gasket for reliable protection and comfort
- Automotive-style curved glass
- Improved interior sound dampening and optimized visibility
- Designated mounting locations
- Bolt-on design installs directly on the cab frame

» 2882189

XP 900 '14-19, CREW XP 900 '14-19

LOCK & RIDE FULL WINDSHIELD - GLASS TOP SELLER

- Provides the highest level of scratch resistance

» 2882191

XP 900 '13-19, CREW XP 900 '14-19

LOCK & RIDE FULL WINDSHIELD VENTED - HARD COAT POLY

- Frameless design for maximum visibility
- Added vents for airflow on a hot day or defrosting on a cold day

» 2883266

XP 900 '13-19, CREW XP 900 '15-19

LOCK & RIDE FULL WINDSHIELD - HARD COAT POLY TOP SELLER

- Frameless design for maximum visibility

» 2883300

XP 900 '13-19, CREW XP 900 '15-19

LOCK & RIDE

FULL WINDSHIELD - POLY

- Frameless design for maximum visibility

» 2883278

XP 900 '13-19, CREW XP 900 '15-19

LOCK & RIDE

HALF WINDSHIELD - POLY

- Deflects air flow from straight on, but still provides air flow in the cab

» 2883301

XP 900 '13-19, CREW XP 900 '15-19

ADD ALL-WEATHER VISIBILITY
WINDSHIELD WIPER & WASHER SYSTEM
P. 24

WIPER & WASHER SYSTEM
MOUNTING BRACKET

» 2207624

XP 900 '13-19, CREW XP 900 '15-19

REAR PANELS

POLARIS ENGINEERED™
ADVANTAGES

DOORS



LOCK & RIDE

EASY AND FAST
INSTALLATION



AIRTIGHT
GASKET SEAL



MULTI-FUNCTION
FEATURES



VENTING
OPTIONS



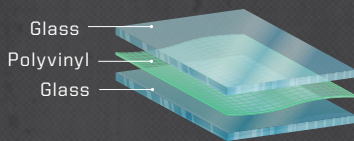
PREMIUM FEATURES & SOUND
DAMPENING DOOR LINERS



UNPRECEDENTED
VENTILATION OPTIONS




EASY AND FAST
INSTALLATION




GLASS VS POLY

- Superior optical clarity (automotive level)
- Scratch resistant
- Curved to fit, seals tight
- Cold weather/heavy duty

- Lightweight, flexible, easy to store/remove
- Impact-resistant
- Tight seal keeps out rain and dust



GLASS



LOCK & RIDE REAR PANEL - SLIDING GLASS

- Sliding window provides ventilation, cab comfort and access to cargo in rear box

» 2879015
XP 900 '13-19, CREW XP 900 '14-19



LOCK & RIDE REAR PANEL - GLASS TOP SELLER

» 2879013
XP 900 '13-19, CREW XP 900 '14-19

POLY



LOCK & RIDE REAR PANEL - POLY, POLARIS PURSUIT CAMO

- Strong, thick polycarbonate provides outstanding impact and scratch resistance
- Installs in contours of cab frame with 360° gasketing for outstanding protection, comfort, fit and finish

» 2883774
XP 900 '13-19, CREW XP 900 '15-19



LOCK & RIDE REAR PANEL - POLY, CLEAR TOP SELLER







- Strong, thick polycarbonate provides outstanding impact and scratch resistance
- Installs in contours of cab frame with 360° gasketing for outstanding protection, comfort, fit and finish

» 2883773
XP 900 '13-19, CREW XP 900 '15-19

REDUCE IN-CAB DUST SWIRL
BY ADDING A REAR PANEL

With a windshield and roof installed, turbulent air develops behind the cab. Add a rear panel to reduce dust intrusion from this swirl.



	PREMIUM POLY DOORS		CANVAS DOORS	STEEL DOORS
	POWER WINDOW <ul style="list-style-type: none">• The ultimate door offering power windows with switches mounted on the dash.	HINGED & FIXED WINDOW <ul style="list-style-type: none">• A premium, door offering hinged windows for airflow adjustment in the cab.• Front Windows feature Glass	ZIP WINDOW <ul style="list-style-type: none">• Lightweight, durable protection with adjustable zipper ventilation and see-through bottom panel.	HALF DOORS <ul style="list-style-type: none">• Keep the trail debris out while maintaining great airflow into the cab.• Heavy-duty steel frame with slam latch fits perfectly to the chassis.
FRONT DOORS (SET OF 2) XP 900 '13-19, CREW XP 900 '14-19	 Power Window Doors - Poly Black 2880503 <small>DOES NOT FIT CREW XP 900</small>	 Hinged Window Doors - Poly Black 2881253 Polaris Pursuit Camo 2881460	 Zip Window Door - Canvas Black 2878853	 Half Doors - Steel Black 2883965
	 Fixed Window Doors - Rear - Poly Black 2879641	 Zip Window Doors - Rear - Canvas Black 2879899		
REAR DOORS (SET OF 2) CREW XP 900 '14-19	<div>⚠ Requires Battery Connection Cable DOES NOT FIT HVAC & CREW MODELS</div> <p>The Power Window Door is not an available option for the rear, the Fixed Window Door is recommended.</p>			

ADD ELECTRICAL SYSTEM
ACCESSORIES IN 3 EASY STEPS

STEP 1

ADD A BATTERY CONNECTION CABLE	3-SEAT	CREW
⚠ Battery Connection Cable	2879388	2879685

STEP 2 ADD ACCESSORIES

POWER WINDOW DOORS		3-SEAT	CREW
Power Window Doors - Poly - Black	2880503	X	

WINDSHIELD WIPER & WASHER SYSTEM		3-SEAT	CREW
Windshield Wiper & Washer System	2879754	X	X

HEATER & DEFROST SYSTEM		3-SEAT	CREW
8-Vent Heater & Defrost System	2880023	X	X

AUDIO: DASH RADIO *		3-SEAT	CREW
Bluetooth®, Apple® Control, AM/FM Dash Stereo & 2 x 13.2 cm Speakers by MB Quart®	2882750	X	X

DOME LIGHT		3-SEAT	CREW
Dome Light	2879270	X	X

REAR VIEW CAMERA MIRROR		3-SEAT	CREW
Rear View Camera Mirror	2881483	X	X

STEP 3

CONCEAL WIRING FOR A FINISHED, COMFORTABLE LOOK	3-SEAT	CREW
Premium Roof Liner	2882914	2883457

* The FM Frequency range is from 88 to 108 and only on the odds (i.e. 88.1, 88.3, etc.).

ADD LIGHTING
P. 50

PRO ARMOR



LARGE REAR VIEW MIRROR

» 2879969
XP 900 '13-19,
CREW XP 900 '14-19



REAR VIEW CAMERA MIRROR

- Mirror automatically switches to a back-up display when shifting to reverse

» 2881483
XP 900 '13-19, CREW XP 900 '14-19
⚠ Requires Battery Connection Cable



WIDE ANGLE REAR VIEW MIRROR

- Large 6.4 cm x 35.6 cm adjustable convex mirrored surface gives you a full-spectrum view

» 2881439
XP 900 '13-19, CREW XP 900 '14-19



SPEEDKEY®

- Alternate key governs vehicle speed to 40.2 kmph max. Vehicle owner controls level of power available.

» 2879988
XP 900 '14-19, CREW XP 900 '14-19

HORN

» 2879273
XP 900 '13-19, CREW XP 900 '14-19

REVERSE WARNING ALERT

» 2876228
XP 900 '13-19, CREW XP 900 '14-19

HEATED SEAT SYSTEM

- Increase your comfort in the colder months with heated seats
- Installs into stock seats

» 2879271
XP 900 '13-19, CREW XP 900 '14-19
CREW: FITS FRONT SEATS ONLY
⚠ Requires Battery Connection Cable



FULL-SIZE SEATSAVER® - SPLIT BENCH SEAT

- Covers the back and bottom of seat

» REALTREE XTRA® CAMO • 2882352-587
» CARHARTT® BROWN • 2882352-218
» CARHARTT® GRAVEL • 2882352-458
XP 900 '13-16, CREW XP 900 '14-19
CREW: FITS FRONT SEATS ONLY

FULL-SIZE SEATSAVER®- FULL BENCH SEAT

- Covers the back and bottom of seat

» REALTREE XTRA® CAMO • 2882351-587
» CARHARTT® BROWN • 2882351-218
» CARHARTT® GRAVEL • 2882351-458
XP 900 '13-19, CREW XP 900 '14-19
CREW: FITS FRONT SEATS ONLY

8-VENT HEATER & DEFROST SYSTEM

- Easily control the climate inside your cab in any season
- Helps defrost windshields and keeps you warm or cool
- Heat and fan dash-mounted controls
- Manual vents

» 2880023
XP 900 '13-19, CREW XP 900 '14-19
⚠ Requires Battery Connection Cable

NOISE REDUCTION SYSTEM

» 2881508
XP 900 '13-19, CREW XP 900 '14-19

EPS SYSTEM (ELECTRIC POWER STEERING)

» 2880083
XP 900 '13-19, CREW XP 900 '14-19



BLUETOOTH®, APPLE® CONTROL, AM/FM DASH STEREO & 2 x 13.3 cm SPEAKERS BY MB QUART®

- All-in-one solution for giving your vehicle a performance-ready sound system
- AM/FM tuner with external antenna for reliable reception
- Powerful 45-watt x 4 channel amplifier
- Two off-road grade 13.3 cm speakers
- USB input and Bluetooth® compatible for wireless streaming
- System mounts into pre-designated mounting locations in the vehicle dash
- Easily add on other components to customize system

» 2882030
XP 900 '13-19, CREW XP 900 '14-19
⚠ Requires Battery Connection Cable

WINDSHIELD WIPER & WASHER SYSTEM

» 2879754
XP 900 '13-19, CREW XP 900 '14-19
⚠ Requires Battery Connection Cable

HARD COAT POLY WINDSHIELD WIPER & WASHER MOUNTING BRACKET

• Works with Hard Coat Poly Windshields 2883266 & 2883300
» 2207624
XP 900 '13-19, CREW XP 900 '15-19



DOME LIGHT

- Fits Poly and Premium Roofs only
See P. 73
- » 2879270
XP 900 '13-19, CREW XP 900 '14-19

RANGER XP 900

STORAGE



LOCK & RIDE **STORAGE BOX**

- Enough room to store all the tools you need to get the job done
- Internal organizational dividers keep gear from rolling around
- Easily detaches from vehicle

» 2883279
XP 900 '13-19, CREW XP 900 '15-19

RIDE & REPAIR ESSENTIALS KIT

» 2881207
ALL RANGER MODELS



LOCK & RIDE **TIP-DOWN HEADACHE RACK**

- Rack tips down for additional storage solutions with space below and multiple tie-down points
- Lightweight and heavy-duty rack protects the cab of your RANGER and lets you haul even more

» 2881531
XP 900 '13-19, CREW XP 900 '15-19
(DOES NOT FIT HIGH LIFTER MODELS)

CARGO BOX LIFT

» 2882291
XP 900 '13-19, CREW XP 900 '15-19



FIRE EXTINGUISHER HOLDER

- Only holds a 8.3 cm diameter extinguisher
- Quick release strap allows for easy use

» 2882158
XP 900 '13-19, CREW XP 900 '14-19



LOCK & RIDE **CHAINSAW MOUNT**

- Can be secured to the outside of the bed wall so your chainsaw is within reach at all times

» 2879354
XP 900 '13-19, CREW XP 900 '14-19



LOCK & RIDE **CARGOMAX SYSTEM**

- Comes standard with a support bar that ties the two sides together for a sturdy cargo hold
- Designed to attach to the Lock & Ride Tip-Down Headache Rack for additional support and three-sided containment
- Adjustable utility hooks provide more options for hanging tools, cords or gear

» 2882177
XP 900 '13-19, CREW XP 900 '14-19



LOCK & RIDE **BOOMLESS UTILITY SPRAYER - 227 L**

» 2879799
XP 900 '13-19, CREW XP 900 '14-19



LOCK & RIDE **SPARE TIRE MOUNT**

- Be ready for an unexpected flat with a spare that's conveniently along for the ride

» 2881529
XP 900 '13-19, CREW XP 900 '14-19



CARGO BED MAT

- Non-slip surface to better secure loads and keep cargo bed clean

» 2881484
XP 900 '13-19, CREW XP 900 '14-19



LOCK & RIDE **TOOL RACK**

- Attach on the inside or outside of the cargo bed

» 2881533
XP 900 '13-19, CREW XP 900 '14-19

TOW & HAUL



TRAILER BALLS

» 5 cm WITH 1.9 cm SHANK 2877603
» 4.8 cm WITH 1.9 cm SHANK 2877602



5 cm BALL MOUNT

» 5 cm RECEIVER 2875320



3:1 HITCHES

» 5 cm x 5 cm RECEIVER 2830522
» 3 cm x 3 cm RECEIVER 2830523
» 4.8 cm REPLACEMENT BALL 2830524
ALL RANGER MODELS



FRONT MOUNT RECEIVER HITCH

- Standard 5 cm receiver mount bolts directly to the frame
 - UTV attachment works with Polaris bumpers
 - Rated at 45 kg tongue weight and 454 kg towing
- » 2878846
XP 900 '13-19, CREW XP 900 '15-19

PROTECTION

STANDARD BRUSHGUARDS

PERFECT FOR: **INCREASED PROTECTION AROUND LIGHTING AND FENDERS**

FRONT




4.4 cm DIAMETER
STEEL TUBE CONSTRUCTION

REAR



» **FRONT • 2878839**
XP 900 '13-19, CREW XP 900 '14-19
FRONT BRUSHGUARD DOES NOT FIT HIGH LIFTER MODELS

» **REAR • 2878840**



XP ROCK GUARD WITH STEP

- Durable, stamped plate steel construction
- Provides additional protection to side of vehicle
- Integrated boot scraper helps keep interior clean

» **3-SEAT • 2878843**
XP 900 '13-19



HIT THE TRAILS
RANGER 150
ACCESSORIES



FULL-WINDSHIELD - POLY

- .32 cm clear poly carbonate
- Mounts with 4 simple p-clamps

» **2883288**
150 '19-20



HALF-WINDSHIELD - POLY

- 33 cm tall
- .32 cm clear poly carbonate
- Mounts with 4 simple p-clamps

» **2883298**
150 '19-20



SPORT ROOF - POLY

- Shields you from rain, snow, sun
- Easy install

» **BLACK • 2883289**
150 '19-20



FRONT & REAR
BRUSHGUARD - SET

- Includes front and rear bumper
- Durable, E-coated steel construction

» **BLACK • 2883287**
150 '19-20

» **DO MORE**

COOLERS
SEE P. 40



HUNT
SEE P. 42



COLD WEATHER
SEE P. 44



LIGHTING
SEE P. 50



WHEELS & TIRES
SEE P. 52





SPECIFIC NEEDS, SPECIFIC OILS

Polaris invests millions in engine development, and part of that investment is making sure its lubricants—critical to engine performance—are the right formula for your specific engine. The amount of testing data and engineering resources used in developing Polaris lubricants would overwhelm an aftermarket company. Therefore, the aftermarket must spec an oil to an industry-wide standard that must account for a variety of operating parameters.

PS-4 is designed specifically for Polaris 4-cycle engines and has high film strength and wear protection under extreme loads and temperatures. Exclusive anti-wear additives protect engine parts with extra rust and corrosion protection.

PS-4 FULL-SYNTHETIC OIL

- PS-4 is optimal for ambient operating temperatures of -40° C to 38° C
- » 1L • 2877263
- » 4L • 2877264
- » 25 L • 2877868
- » 60 L • 502338
- » 200 L • 2878003

PS-4 OIL CHANGE KIT

- Contains the correct amount of oil for your vehicle and correct oil filter
- » 2202166
SINGLE 570, TWIN 600, TWIN 700, TWIN 800
- » 2879323
RANGER/RZR 900/1000
- » 2880913
POLARIS ACE/ETX 325
- » 2877473
330500, SPORTSMAN 550/850/1000

PS-4 EXTREME-DUTY FULL-SYNTHETIC OIL

- PS-4 Extreme Duty is optimal for ambient operating temperatures of -18° C to 53° C
- » 1L • 2879037
- » 4 L • 2879251
- » 25 L • 2879252
- » 60 L • 2879003
- » 200 L • 2879038

POLARIS

ENGINEERED LUBRICANTS

FOR THE LIFE OF YOUR RIDE ONLY THE BEST WILL DO

To create the best oil for any terrain, we invest in rigorous testing to ensure our oil delivers the consistency and performance you demand. The results are Polaris Engineered Lubricants that are tested and perfected to deliver excellent total engine protection for the life of your ride.

WHAT COUNTS IN OIL TESTING:

1. Does it protect the engine at high temperatures?
2. Does it keep the engine free from carbon and buildup?
3. Does the oil hold its viscosity over time?

ENGINE CHECKPOINTS

When evaluating an engine oil and its ability to protect and preserve the engine's power output and lifespan, Polaris engineers focus on key areas within the engine, some of the most critical ones include:

RING LANDS: Poor oxidative performance can lead to carbon and varnish buildup, which results in poor ring seal and loss of power, combustion blow by and fuel dilution of the oil.

PISTON RINGS: During the combustion process, extreme pressures are placed on the top ring, forcing it outward toward the cylinder wall, sealing the combustion chamber. With so much force applied, poor oil film strength between the top ring and the cylinder wall can lead to cylinder wear and loss of power.

ROD BEARINGS: Engine bearings ride on an extremely thin hydrodynamic film of oil. Poor oil film strength or using an oil with a thinner viscosity, can lead to premature bearing wear or even engine failure. Using an oil with high film strength and a strong viscosity, like PS-4 full synthetic, will extend the service life of your engine.

CAMSHAFT: Direct Acting Overhead Camshafts are used on many Polaris Prostar Engines. In this application the camshaft pushes directly on the valve, creating very high contact pressures compared to other camshaft configurations. These forces are so great that inferior oil can break down and be forced out of the contact area leading to increased wear. PS-4 full synthetic additives are specifically designed to provide wear protection against this.

OIL DEVELOPMENT

**12 DEDICATED
TEAM MEMBERS**

**FOCUSED ON
POLARIS OIL**

**18+
MONTHS**

**DEVELOPMENT
& TESTING**

**75,000+
HOURS**

**DYNO
TESTING**

**64,374
KILOMETERS**

**FIELD
TESTING**

ENGINEERED TO MAXIMIZE THE LIFE OF YOUR RIDE

All Polaris fluids—from anti-freeze to brake fluid—are developed for your vehicle. Trust the only fluids perfectly engineered for your needs.



DOT 4 BRAKE FLUID

Polaris DOT 4 Brake Fluid is a high-quality brake fluid designed for use in Polaris hydraulic brakes. Superior high-temp characteristics plus anti-corrosive additives extend the life of brake system components and provide consistent, positive braking.

» 250 mL • 502081

ANTI-FREEZE

Polaris Extended Life Coolant contains organic acid technologies to prevent corrosion on metal components, eliminate scaling, and maximize cooling system performance.

» 1 L • 502103

» 25 L • 502271

» 206 L • 502091

AGL

A proprietary blend of additives designed to optimize Polaris® ORV transmission life. Extreme pressure additives protect gears, drive chain, and bearings from scoring and wear. Unlike typical gear case oils, AGL's unique viscosity range allows instant flow and film protection in extreme cold or high heat environments.

» 1 L • 502080

» 200 L • 502151

» 25 L • 502152

DEMAND DRIVE FLUID

Engineered specifically for Polaris ORV front drive systems. Provides positive 4WD engagement in extreme cold or high heat conditions. Unique friction additives protect internal components under heavy loads and promote positive engagement.

» 1 L • 502094

» 200 L • 502264

» 25 L • 502267

Proper lubricant application and timing will ensure optimal vehicle performance. Please refer to your owner's manual for lubricant change interval schedules.



**CARBON
CLEAN**

Polaris Carbon Clean prevents ethanol corrosion, stabilizes fuel, and cleans fuel injectors, piston ring lands, intake systems, and combustions chambers. Helps maintain peak HP and improves fuel economy.

» 125 mL • 502082



**FUEL
STABILIZER**

Fuel Stabilizer prevents ethanol corrosion and stabilizes fuel for up to 2 years. Dual-antioxidant formula protects against gum and varnish for easy starting.

» 125 mL • 502100



**ANGLE DRIVE
FLUID**

» 1L • 502089

» 25 L • 502268

» 202 L • 502266

SPORTSMAN,
RANGER, RZR
ANGLE DRIVE GEAR
CASE SYSTEMS



**PREMIUM GAS
SHOCK OIL**

» 1L • 502098



**ALL-SEASON
GREASE TUBE**

» 400 g • 502068

FOR THE LIFE OF YOUR RIDE

MAINTENANCE TIP

BREAK-IN PERIOD

The break-in period for your new RANGER is the first 25 hours of operation, or the time it takes to use the first two tanks of fuel. No single action on your part is as important as a proper break-in period. Careful treatment of a new engine will result in more efficient performance and longer life for the engine. Perform the listed procedures carefully.

NOTICE: Excessive heat build-up during the first three hours of operation will damage close-fitted engine parts. Do not operate at full throttle or high speeds for extended periods during the first three hours of use.

AIR FILTERS

Critical to engine performance and reliability. A clogged air filter can restrict air flow to the engine leading to reduced engine performance. Dirt and debris ingestion can damage the engine leading to reduced engine life or catastrophic failure. Polaris recommends changing the vehicle's air filter at the specified intervals outlined in the owner's manual, which may be shorter if your vehicle is subject to severe conditions.

BRAKE PADS

Check your brakes if you are close to the recommended service interval, hear grinding when applying the brakes, your vehicle is taking longer to stop or if you have to apply more pressure to your pedal to engage the brakes. Check the brake discs for signs of cracks, excessive corrosion or warping.

If the brake pads are contaminated with oils or grease (petroleum products), brake pads have to be discarded and replaced.

Discs need to be cleaned with brake cleaner or alcohol based cleaner only.

HALF SHAFT

Extreme elements can contribute to axle failure when grease escapes the joint. This usually occurs if the CV boot becomes compromised. Full replacement or part specific available.

POLARIS ENGINEERS PARTS THAT PUSH THE LIMITS WITHOUT SACRIFICING STRENGTH AND DURABILITY.
We build our products so anyone with the right tools can maintain their vehicle from their own garage - and get them back on the trails where they belong.

DRIVE BELTS

Polaris Engineered belts deliver unmatched performance for your off-road vehicle. Developed and tested on all our engines for all environments and conditions. Check your belt for delamination, hour glassing and glazing.

BREAK-IN PERIOD

- Use lower gear (if available) while varying speeds and avoiding wide open throttle for 8-16 km
- If no low gear is available, vary at moderate speeds while avoiding wide open throttle for 80 km

OUR INVESTMENT

- 32,187 kilometers of field testing
- Thousands of dyno hours
- 18+ months of development (3,000+ design hours) per belt
- 1200+ vehicle validation hours
- Collaboration with powertrain and clutch engineers

YOUR ADVANTAGE

- No clutch recalibration
- Less wear and tear due to heat
- Ensure maximum vehicle performance
- More time riding, less time wrenching
- Produced in collaboration with powertrain and clutch engineers to ensure a perfect fit, maximum performance and ultimate durability

BATTERIES

Never leave a battery unattended during the storage season. To ensure your battery maintains its level of charge when unused for extended periods of time or during freezing weather, the battery should be connected to a BatteryMINDER®, P. 94. Be sure to check for corrosion from the terminals to the ends of the cables.

OIL FILTERS

Change oil filters with every oil change to provide the best protection for your engine. Superior engine protection keeps your engine operating at peak performance. Be sure to follow the suggested service intervals for oil/oil filter changes.

MAINTENANCE SCHEDULE

25 HRS/400 km BREAK-IN MAINTENANCE

- ENGINE OIL:** CHANGE
- GENERAL LUBRICATION:** ALL FITTINGS, PIVOTS, CABLES, ETC.
- AIR FILTER:** INSPECT & CLEAN
REPLACE AS NEEDED
- EXHAUST SYSTEM:** INSPECT & CLEAN
INSPECT FOR LEAKAGE OR CARBON BUILD UP AT JOINTS
INSPECT & CLEAN SCREEN TYPE SPARK ARRESTOR

50 HRS/800 km 6 MONTHS

- EXHAUST SYSTEM:** INSPECT & CLEAN
INSPECT FOR LEAKAGE OR CARBON BUILD UP AT JOINTS
INSPECT & CLEAN SCREEN TYPE SPARK ARRESTOR
- GENERAL LUBRICATION:** ALL FITTINGS, PIVOTS, CABLES, ETC.
- DRIVE BELT:** INSPECT & ADJUST
REPLACE AS NEEDED

100 HRS/1600 km 12 MONTHS

- ENGINE OIL:** CHANGE
- DRIVE BELT:** INSPECT & ADJUST
REPLACE AS NEEDED
- TRANSMISSION FLUID:** CHANGE
- EXHAUST SYSTEM:** INSPECT & CLEAN
INSPECT FOR LEAKAGE OR CARBON BUILD UP AT JOINTS
INSPECT & CLEAN SCREEN TYPE SPARK ARRESTOR

150 HRS/2400 km 18 MONTHS

- ENGINE OIL:** CHANGE
- BATTERY:** TEST, CLEAN, & CHECK FLUID LEVEL
REPLACE AS NEEDED
- DRIVE BELT:** INSPECT & ADJUST
REPLACE AS NEEDED
- TIRES:** INSPECT CONDITION & PRESSURE
- EXHAUST SYSTEM:** INSPECT & CLEAN
INSPECT FOR LEAKAGE OR CARBON BUILD UP AT JOINTS
INSPECT & CLEAN SCREEN TYPE SPARK ARRESTOR

200 HRS/3200 km 24 MONTHS

- ENGINE OIL:** CHANGE
- BRAKE PADS & FLUID:** INSPECT & CLEAN
REPLACE AS NEEDED
- SPARK PLUGS:** INSPECT
REPLACE AS NEEDED
- EXHAUST SYSTEM:** INSPECT & CLEAN
INSPECT FOR LEAKAGE OR CARBON BUILD UP AT JOINTS
INSPECT & CLEAN SCREEN TYPE SPARK ARRESTOR

350 HRS/4020 km 30 MONTHS

- ENGINE OIL:** CHANGE
- BATTERY:** TEST, CLEAN, & CHECK FLUID LEVEL
REPLACE AS NEEDED
- DRIVE BELT:** INSPECT & ADJUST
REPLACE AS NEEDED
- GENERAL LUBRICATION:** ALL FITTINGS, PIVOTS, CABLES, ETC.
- EXHAUST SYSTEM:** INSPECT & CLEAN
INSPECT FOR LEAKAGE OR CARBON BUILD UP AT JOINTS
INSPECT & CLEAN SCREEN TYPE SPARK ARRESTOR


500 HRS/8045 km 36 MONTHS

- ENGINE OIL:** CHANGE
- AIR FILTER:** INSPECT, CLEAN
REPLACE AS NEEDED
- COOLANT:** CHECK LEVEL
REPLACE EVERY 2 YEARS
- GEARCASES:** CHECK OIL LEVEL
- EXHAUST SYSTEM:** INSPECT & CLEAN
INSPECT FOR LEAKAGE OR CARBON BUILD UP AT JOINTS
INSPECT & CLEAN SCREEN TYPE SPARK ARRESTOR

CHECK YOUR OWNER'S MANUAL FOR ADDITIONAL RECOMMENDED SERVICE ITEMS AND VEHICLE-SPECIFIC TIMING

HD HEAVY DUTY PARTS

All Polaris parts are developed and tested to help you get the most out of your ride. Now, we're taking the passion of our riders, workers, and outdoor enthusiasts to the next level with HD Parts. These heavy-duty parts are engineered for riders who want greater durability and enhanced performance. HD Parts are designed and tested to handle greater wear and tear under all weather conditions. This means longer ride times with less service interruptions and related costs.



DUST

SUSPENSION BOOTS*

- Thicker, stronger boot material better withstands cuts and tears
- Prevents the intrusion of water and contaminants, increasing joint life
- More resistant to cracking due to aging



MUD

BRAKE PADS*

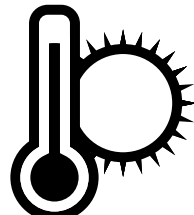
- Longer wear life
- Improved braking in wet & muddy conditions



EXTREME COLD
DOWN TO -40° C

WHEEL BEARINGS*


- Utilizes a triple lip seal for improved protection against mud and debris
- Longer life between service and replacement
- Specifically designed for Polaris vehicles



EXTREME HEAT
UP TO 54° C

TIRES*


- Increased tread life
- Material and design for enhanced puncture resistance



HEAVY PAYLOADS

LUBRICANTS*

- High-temperature engine protection
- Increased rust and corrosion protection
- Reduced chance of thermal breakdown in high-temp environments



EXTENDED LIFE

BATTERIES*

- Improved starting in cold/poor conditions means increased performance of accessories and longer vehicle operation.
- **Larger Capacity**
Measured in Ah (Ampere Hours)
HD batteries store more energy
 - **Higher Output**
Measured in CCA (Cold Cranking Amps)
HD batteries deliver more power when starting and power more auxiliary items

*Claims made based off testing and performance of Polaris HD Parts against standard OEM parts made by Polaris and competitor brands under normal use.

For more information regarding Polaris HD parts including vehicle compatibility, installation, and maintenance, please contact your authorized Polaris ORV dealer (Ranger, ATV, RZR).

SERVICE PARTS

Polaris Engineered service parts deliver unmatched performance and fit for your off-road vehicle.

All service parts are engineered specifically for your machine. Which means everything is designed, tested and perfected to maximize the life of your ride. Getting Polaris Engineered parts is a decision that pays off in the long run, because it ensures there is a long run.



VISIT YOUR POLARIS DEALER TO SHOP FOR SERVICE PARTS.

OVER
100,000
PARTS
AVAILABLE!



FOR THE LIFE OF YOUR RIDE

Maintenance is the key to keeping your Polaris off-road vehicle performing at its peak. Items like belts, lubricants, and batteries represent only a few of these critical items engineered specifically by Polaris.



POLARIS ENGINEERED DRIVE BELTS

TESTED, PERFECTED

We test each belt on the intended vehicle – we don't just try to make an existing belt "just work".

– Amery Kuhl, Polaris CVT System Engineer

OUR INVESTMENT

- 32,187 km of field testing
- Thousands of dyno hours
- 18+ months of development (3,000+ design hours) per belt
- 1200+ vehicle validation hours
- Collaboration with powertrain & clutch engineers

YOUR ADVANTAGE

- No clutch recalibration
- Less wear & tear due to heat
- Ensure maximum performance of your vehicle
- More time out riding, less time wrenching





OUR INVESTMENTS ENSURE POLARIS BELTS
OUTPERFORM YOUR EXPECTATIONS.



BatteryMINDER®

ENSURE YOUR RIDE IS
READY WHEN YOU ARE.

- Add years of capacity, power and range to new and older batteries, regardless of type or brand
 - Never over- or under-charged in any temperature
 - Leave your vehicle connected for months and return to fully charged and conditioned batteries
- Recover older or weak batteries that would normally need to be replaced
 - Charge and maintain extra backup batteries as well as those in your vehicle
- Automatic turn-on, sleeps while keeping your batteries at full charge
 - Easy push-button selector to change battery type or time

	2012 AGM 2-AMP	2012 LEAD ACID 2 AMP	1510 1.5 AMP	1.5 AMP CONVERTIBLE
PART NUMBER	2830438	2830531	2830404	2830511
VOLTAGE	12 V	12 V	12 V	12 V
CHARGING CURRENT	2AMP	2AMP	1.5AMP	1.5AMP
OVERCHARGE PROTECTION	Yes			
BATTERIES MAINTAINED	6 at one time		4 at one time	
BATTERY COMPATIBILITY	12 V Sealed AGM Lead-Acid	12 V Flooded (filler cap) and Sealed Maintenance-Free Batteries		
COMES WITH	<ul style="list-style-type: none"> • Non-fused battery clip cord set with Quick Connector 	<ul style="list-style-type: none"> • BC-2410: 61 cm Non-fused battery clip cord set with Quick Connector • RTA-2415: 61 cm Fused ring terminal cord set with Quick Connector • ATS-1: Ambient Temperature Sensor 	<ul style="list-style-type: none"> • Ambient temperature sensor (installed) • 3.7 m power cord • Battery clip cord set with Quick Connector • Optional permanent mounting tab 	<ul style="list-style-type: none"> • Auto-temp compensation sensor (installed) • Optional permanent mounting brackets & screws • Battery clips (fully-insulated, aircraft grade, 15A replaceable fuse) • Ring terminal assembly with 15A replaceable fuse
KEY FEATURES	Designed for high-performance specialty AGM sealed batteries	Diagnoses battery's condition - can predict failing batteries	Easy to use, economical	Convertible on-vehicle or bench top use

BATTERY MAINTENANCE TIPS

Extend your battery life with a BatteryMINDER® and these tips.

1. Store batteries in a cool, dry location.
2. Check that the battery connections are tight. Cables should not be able to be rotated or shifted by hand.
3. If your battery has a drain tube, make sure it is free of clogs.
4. Clean your battery - use a soft brush to scrub the top of the battery. Use baking soda to remove grease.
5. Connect a BatteryMINDER® after using your vehicle even if the vehicle is in regular use.

LIFT IT SECURELY LIFT IT SAFELY

POLARIS VEHICLE LIFT

- Get fast, easy access to the underside of your vehicle
- Manual and pneumatic operation available
- Raises vehicle up to 82 cm to make repairs and maintenance faster and easier

» 544 kg • 2830424

LIFT ATTACHMENTS

- Add the appropriate attachment to use your lift for all your off-road vehicles

» ATV/POLARIS ACE • 2830427
» SNOWMOBILE • 2830426



POLARIS FLEX JUMPSTARTER

- 12,000 mAh capacity. Two 5V/2.1A USB outputs, 200-lumen flashlight, and a digital battery life monitor. Includes storage case, smart jumper cables, car charger, wall charger, and user guide.
- Jumpstart any engine up to 6.4L. The Polaris Flex Jumpstarter is small enough to be stored in your glovebox and holds its charge so you can count on it when it's needed.

» 2830495

POLARIS X3 CREEPER

- Three positions: flat, 45-degree angle or seated work stool
- Helps you perform any repair with ease
- Stay dry and warm away from cold, wet cement floors
- Easily stores away when not in use

» BLACK • 2830429

BATTERYMINDER® ACCESSORIES



BatteryMINDER® 3.7 m CABLE

- Made with heavy-duty 16 gauge black zip cord featuring automotive SAE bullet connectors

» 2830410



BatteryMINDER® VPP-12:12/24 VOLT VEHICLE POWER PLUG

- Allows easy connection to vehicle's battery through lighter or 12/24V power port with replaceable 15 amp fuse.

» 2830518



BatteryMINDER® SPLITTER

- Connect two batteries simultaneously for easy battery maintenance
- Includes a set of ring terminals

» 2830409



BatteryMINDER® RING TERMINAL

- Features 61 cm long 18-gauge wire
- Plug has standard .8 cm negative and .95 cm positive terminals
- Replaceable 15 amp in-line fuse for circuit protection

» 2830437



BatteryMINDER® EZ CONNECT

- Allows for quick and easy connecting and disconnecting of your BatteryMINDER®
- Includes a set of ring terminals

» 2830411

SHOP ACCESSORIES




POLARIS MAGNETIC PARTS TRAY

» SILVER • 2830432



POLARIS 8.4 cm TELESCOPIC MAGNET

» BLACK • 2830435



POLARIS 30.5 cm HI-TORQUE RATCHETING DRIVER

» BLACK / BLUE • 2830434



POLARIS LED POCKET FLASHLIGHT

» BLACK • 2830436

CV BOOT REPAIR KIT

- A quick trail side fix to increase trail time
- The flexible and durable boot material expands over a cone tool for CV boot repairs, without disassembling CV axles
- Universal fit – works as a temporary fix for most powersports axles
- All components fit inside the cone, and a cover is provided for compact durable storage
- Easily fits in a cargo box, attached to the roll cage, in the glovebox, or many other storage locations



Items shown are contained inside cone

FIX ON THE GO | TEMPORARY COVERAGE

UTV CV BOOT REPAIR KIT

- Kit includes the following items:
- (1) Expandable XL CV Boot
- (1) Reusable Cone Tool
- (2) CV Boot Clamps
- (1) Tube of Silicone Lube
- (1) Grease Packet
- (1) Cone Cover
- » 2830526

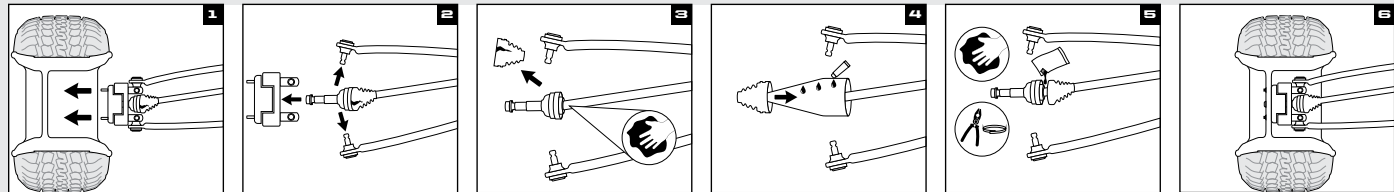
UTV TRAIL BOOT ONLY

» 2830527

ATV

- » CV REPAIR KIT 2830528
- » TRAIL BOOT ONLY 2830529

HOW TO INSTALL



Refer to your owner's manual for further instructions and torque specifications.
*Designed for temporary CV boot repair. Purchase the OEM CV Boot for a permanent repair.

CLEAN

ALL-PURPOSE CLEANER

- Professional cleaner, which is formulated with a low pH-value. The product spreads well on surfaces and adheres on them for effective cleaning action. Perfectly compatible with rubber, plastic and painted surfaces. The formulation is biodegradable.

» 500 mL • 502309

SHINE

INSTANT SHINE & DETAILER

- The INSTANT SHINE AND DETAILER is developed for cleaning action without water. Removes insects, dust and dirt with almost no effort. Applicable for plastics, visors, windscreens, paint and metal. The wipe and shine formulation makes surfaces shine, works water repellant and also has an antistatic effect. Perfect for customers living in urban areas with no access to water, for bike trips or showroom bikes.

» 500 mL • 502303




TRAILERING



ALUMINUM ARCHED LOADING RAMPS

- » 193 x 30.5 cm • 907 kg • 2875384
- » 224 x 30.5 cm • 1361 kg • 2875386



LIGHTWEIGHT TRI-FOLD RAMPS

- Ramp folds up for transport
- Capacity for up to 680.7 kg
- Safety straps included
- » 183 x 129.5 cm • 2875385
- » 208 x 129.5 cm • 2875860



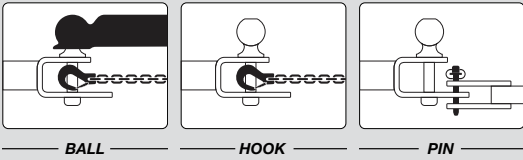
FOLDING ALUMINUM ARCHED RAMPS

- Ramp folds up for transport
- Capacity up to 1360.8 kg
- Safety straps included
- » 224 x 30.5 cm • 2875387

HITCHES

3:1 HITCHES

VERSATILE 3 IN 1 FUNCTIONALITY



- Ball, pin and hook design
- Durable, rust resistant steel with black powdercoated finish
- Removable ball
- HD 1.6 cm pin and clip



HITCH WITH 5 cm BALL

- » 5 cm x 5 cm RECEIVER 2830522
- » 3 cm x 3 cm RECEIVER 2830523



4.8 cm BALL

- 4.8 cm replacement ball for hitch
- Designed to work with 3:1 Hitch
- » 2830524



5 cm HITCH BALL MOUNT

- » 5 cm RECEIVER TONGUE 2875320
- » FRONT HITCH RECEIVER 2878846



TRAILER BALL 1.9 cm SHANK

- » 5 cm BALL • 2877603
- » 4.8 cm BALL • 2877602

STRAPS & ROPES



5.1 cm x 9.1 m RECOVERY STRAP

- 8,165 kg Breaking Strength / 4,082 kg Max. Vehicle Weight
- Built in strap wrap - easy storage
- Loops sewn in to webbing
- 1 Strap bag
- » 2884033



3.8 cm x 4.6 m 2495 kg RATCHET STRAP

- Heavy duty webbing
- 2495 kgMaximum Load / 831 kg Working Load
- 2 Pack
- » 2884031



5.1 cm x 6.1 m 4536 kg RATCHET STRAP

- Heavy duty webbing
- 4,536 kg Maximum Load / 1,497 kg Working Load
- Floating D-Rings
- Double J-Hooks
- » 2884032



SHOCK STRAPS

- 3.8 cm 1,361 kg breaking strength
- Keeps tension on tie-down straps to secure load
- 2 Pack
- » 2883296
- » 2883295 3.8 cm x 2 m

COVERS

2-SEAT & CREW TRAILERING COVERS

- » 2880632 • 570/500/EV EV LI ION '16-18, EV '15-20, 570 '15-20, 500 '17-20
- » 2880633 • 570 CREW CREW 570-4 '15-20



3-SEAT & CREW TRAILERING COVERS

- » 2883419 • XP 1000 XP 900 '13-19, XP 1000 '17-20, 1000 '20
- » 2883840 • CREW XP 1000/900/DIESEL XP 1000 '18, CREW XP 900 '15-19, CREW XP 1000 '17-20, CREW 1000 '20
- » 2882160 • POLARIS PURSUIT CAMO SxS FIELD COVER XP 900 '13-19, XP 1000 '17-20, EV LI ION '16-18, EV '11-20, CREW XP 1000 '19-20, CREW 1000 '20, 570 FULL-SIZE '17-20, 570 '14-20, 500 '11-20, 1000 '20

RIDING JERSEYS & GLOVES

NEW

OFF-ROAD RIDING JERSEYS
S-3XL

- Mesh ventilated panels for maximum airflow
- Elastic sleeves with non-restrictive cuffs

NEW

OFF-ROAD RIDING GLOVES
S-3XL

- Adjustable wrist closure for a custom fit
- Comfort in the details: silicon finger grips and neoprene knuckle protection



NEW

YOUTH JERSEY
S-XL
MULTICOLOR | 2860652
BLUE | 2860651

BLACK
JERSEY | 2860646
GLOVE | 2860641

BLUE/LIME
JERSEY | 2860647
GLOVE | 2860642

MULTICOLOR
JERSEY | 2860648
GLOVE | 2860643

NAVY/PINK
JERSEY | 2860649
GLOVE | 2860644

RED
JERSEY | 2860650
GLOVE | 2860645



**BOLD
TECHNICAL
GEAR TO
INSPIRE EVERY
ADVENTURE**

COOLING SHIRTS

NEW

MEN'S LONG SLEEVE COOLING SHIRT
S-3XL | 2860638

NEW

WOMEN'S LONG SLEEVE COOLING SHIRT
S-3XL | 2860640

NEW

SHORT SLEEVE COOLING SHIRTS
MEN'S S-3XL | 2860634
WOMEN'S S-3XL | 2860636

FABRIC TECHNOLOGY DESIGNED TO KEEP YOU COOL

Cooling fabric designed with sun protection in mind. Our chemical-free fabric Coolcore® reduces the surface temperature on our cooling shirt up to 30%, so you don't overheat. It carries a 50 Ultraviolet Protection Factor rating, the highest attainable, blocking 98% of harmful UV rays. Available in long and short sleeve.

POWERED BY **coolcore**

Moisture Wicking | Moisture Transportation | Regulated Evaporation

LAYERING

FULL ZIP MID LAYER
S-3XL
BLACK/PINK | 2860564

- Enhanced fit for full range of movement
- 280 grams of breathable fleece

WOMEN'S GRAY/PURPLE
S-3XL | 2860549

MEN'S GRAY/BLUE
S-3XL | 2860548

MEN'S BLACK
S-3XL | 2868512

MEN'S TRAIL MID-LAYER
S-3XL
NAVY | 2860552
GRAY | 2869925

- Wind blocking layer on chest
- 280 grams of breathable fleece

HELMETS

509 FOR POLARIS®



LIME
S-4XL | 2868539

509® ALTITUDE HELMET

STYLISH, LIGHTWEIGHT HELMET WITH 509® FIT AND FINISH

SHELL

- Thermoplastic poly alloy outer shell

WEIGHT

- 1260 grams

FEATURES

- Revolutionary neck brace-ready shell profile
- Specially designed expanded polyurethane chin insert
- Eight intake/exhaust vents
- Universal camera mount included
- Removable breath box included
- Three outer shell molds across eight sizes for excellent fit
- DOT- and ECE 22.05-approved



ORANGE
S-4XL | 2867818



BLUE
S-4XL | 2867820



RED
S-4XL | 2867819



GRAY
S-4XL | 2867817



509® ALTITUDE CARBON HELMET

DURABLE, ULTRA LIGHTWEIGHT, CARBON FIBER

SHELL

- Full carbon fiber shell

WEIGHT

- 1100 grams

FEATURES

- Fidlock® magnetic chin strap technology, easy-on/off technology
- Revolutionary neck brace-ready shell profile
- Removable breath box included
- Universal camera mount included
- Eight intake /exhaust vent ports
- Fully convertible for winter and summer use
- Three outer shell molds across eight sizes for excellent fit
- DOT- and ECE 22.05-approved



CARBON GLOSS
S-4XL | 2867815



CARBON MATTE
S-4XL | 2867814

GOGGLES

KINGPIN 509® DIRT GOGGLE

PREMIUM MATERIALS, ATTRACTIVE PRICE

FEATURES

- Oversized spherical lens delivers optimal peripheral vision
- Metal tear off posts provide strength and durability
- Quick-Change technology allows you to run the best lens tint for conditions



BLUE
2868667



ORANGE
2868668



BLACK
2868669



RED
2868670



LIME
2868671

TENACITY HELMET

ALL THE STYLE & PROTECTION IN OUR MOST AFFORDABLE HELMET

SHELL

- Injection-molded plastic

WEIGHT

- 1450 grams

FEATURES

- Stay cool when pushing the limits with oversized mouth intake and top vents with six rear exits
- Stay warm on cold days with optional breath deflect or insert (sold separately)
- Removable, machine-washable liner keeps things fresh ride after ride
- DOT- and ECE 22.05-approved



RED GLOSS
XS-2XL | 2868623



BLACK MATTE
XS-2XL | 2868619



LIME GLOSS
XS-2XL | 2868621



BLUE GLOSS
XS-2XL | 2868622



BLACK/GRAY
XS-2XL | 2868620



PINK GLOSS
XS-2XL | 2868624



TEKVEST®
ULTIMATE PROTECTION



TEKVEST® SUPERSOFT
S-3XL | 2862190

- Zip-off fleece collar diffuses rising body heat to reduce fogging
- Large arm openings for unrestricted movement
- Drop-tail design for extended coverage
- 2-stage pockets



TEKVEST® FREESTYLE
S-3XL | 2862189

- Strong, protective ultra high molecular weight panels cover shoulders
- Front and rear mesh panels promote cooling airflow
- Large arm openings for unrestricted movement
- Use off-roading and/or snowmobiling



TEKVEST®
SHOULDER PADS
S-3XL | 2862192

- Strong and protective Ultra High Molecular Weight Polyethylene
- Adjustable bicep strap
- Quick-attach design for installation or removal in seconds



TEKVEST® YOUTH
S-3XL | 2862191

- Adjustable side straps and arm straps
- Strong, protective ultra high molecular weight panels cover shoulders
- Large arm openings for unrestricted movement

OUTERWEAR



FLANNEL JACKET
CHARCOAL
S-3XL | 2860865

WORK JACKET
GRAY
S-3XL | 2860863


NEW

FLANNEL JACKET

Stylish and warm flannel shirt/jacket with front snap closure available in 2 colorways. Soft yet durable brushed flannel on the outside lined with warm Sherpa fleece on the inside. Available in Men's sizing S-3XL.

Ample storage with 5 total pockets:

- External pockets include 2 chest and 2 hand pockets with snap closures
- One internal pocket with zip closure



BRONZE
S-3XL | 2860864

NEW

WORK JACKET

This warm and rugged jacket was engineered to be tough enough for work and stylish enough for play. The outer fabric is crafted with Nylon 6, a durable, non-stretch woven fabric that is rugged and tear resistant but feels like a soft, comfortable material. Protection and warmth with 100% nylon shell coated with durable water repellency (DWR).

External features:

- Superior Durable Water Repellent (DWR) treatment provides water-resistance in the elements
- Four external pockets for maximum gear storage
- Customized fit with Velcro® wrist closure cuffs

Internal features:

- 80 gram 3M® Thinsulate for warmth on chilly days
- Built in action back provides comfortable movement and increased range of motion
- Internal zipper pocket
- Brushed flannel trim



GREEN
S-3XL | 2860862

JACKETS



NEW
BLUE/PINK
S-3XL | 2860546

NEW
NAVY
S-3XL | 2860545

SOFTSHELL JACKET

LIGHTWEIGHT PERFORMANCE THAT'S SURPRISINGLY WARM AND PERFECT FOR EVERYDAY WEAR

- DWR prevents precipitation from saturating the jacket's exterior
- Three external and one internal pocket
- Lined with 280 grams of soft fleece for warmth
- Removable hood and underarm venting

WOMEN'S



BLACK
S-3XL | 2869920

NEW



CORAL
S-3XL | 2869921

NEW



PURPLE/LIME
S-3XL | 2860547

MEN'S



BLACK
S-3XL | 2869918

NEW



BLUE/ORANGE
S-3XL | 2869919

NEW



BLACK/LIME
S-3XL | 2860544

RAIN SUIT

RAIN JACKET
GRAY
S-3XL | 2869527

RAIN PANTS
GRAY
S-3XL | 2869528

- 100% waterproof lightweight and packable nylon
- YKK® Zippers
- Rain jacket has removable hood

OUTERWEAR
BUILT TO
WORK HARD
& PLAY HARD

100

101

APPAREL & HELMETS

OUTERWEAR & PROTECTION

LIFESTYLE & CAPS

CAMMO & GIFTS



MEN'S CORE FULL-ZIP HOODIE
S-3XL
NAVY/RED | 2860565
BLACK/LIME | 22860566



WOMEN'S CORE FULL-ZIP HOODIE
S-3XL
GRAY/BLUE | 2860567
BLACK/PINK | 2860615



WOMEN'S ROSEAU TEE
S-3XL
BLACK | 2868586
NEW PURPLE FROST | 2860591
GRAY FROST | 2869559



MEN'S ESTA TEE
S-3XL
NEW OLIVE HEATHER | 2860589
CHARCOAL | 2869552
NAVY | 2869562



POLARIS RANGER HAT
GRAY S/M | 2869604
GRAY L/XL | 2869605



POLARIS RANGER TEE
S-3XL
GRAY | 2869580
OLIVE | 2869581



QUARTER ZIP
S-3XL
WOMEN'S BLACK | 2860550
WOMEN'S PURPLE | 2860551
MEN'S BLACK | 2869535
MEN'S GRAY | 2869536



MEN'S LONG SLEEVE DASH TEE
S-3XL
BLACK | 2860568
GRAY FROST | 2860569

CAPS



NEW CAMO TRUCKER HAT
One-Size
BLACK | 2860613
PINK | 2860614



PATCH CORE HAT
BLACK S/M | 2868579
BLACK L/XL | 2868580
NAVY S/M | 2868581
NAVY L/XL | 2868582



DASH SNAPBACK HAT
One-Size
BLACK | 2860595
GRAY | 2860596



CORE SNAPBACK HAT
One-Size
BLACK | 2867762
NAVY | 2869544



PATCH TRUCKER HAT
One-Size
BLACK | 2860597
NAVY | 2860598



RETRO TRUCKER HAT
One-Size
GRAY/RED | 2869542
GRAY/BLUE | 2869543




KNIT PATCH BEANIE
One-Size
BLACK | 2860601
GRAY | 2860602



FLEECE REVERSIBLE BEANIE
One-Size
CAMO/GRAY | 2868648
CAMO/BLAZE ORANGE | 2867756

CAMO



NEW
CAMO POLY HOODIE
S-3XL
BLACK | 2860718

NEW
HUNTER CAMO HOODIE
S-3XL
OLIVE | 2868716
GRAY | 2860728



NEW
MEN'S CAMO TEE
S-3XL
GRAY | 2860709
BLACK | 2860710

NEW
WOMEN'S CAMO TEE
S-3XL
BLACK | 2860836
OLIVE | 2860837

CAMO FULL ZIP
S-3XL | 2869590

CAMO HOODIE
S-3XL
WOMEN'S | 2867898
MEN'S | 2867879

GIFTS & BRANDED MERCHANDISE

BARWARE



POLARIS FLASK
2860812

WHISKEY ROCKS
2860813

POLARIS WOODEN COASTERS WITH BOTTLE OPENER
2860869

BEER FLIGHT SAMPLER
2860814

PINT GLASS (Set of 2)
2860815

CREDIT CARD BOTTLE OPENER
2860818

RECREATION/GARAGE



CARD DECK
2860816

PREMIUM COOZIE
2860829

RANGER FLAG (.9 x 1.5 m)
2869930

POLARIS WOOD SIGN (26.7 x 61 cm)
2860866

TOYS



POLARIS STEEL SIGN (35.6 x 91.4 cm)
2860868

POLARIS ALUMINUM SIGN (56 cm)
2860867

MINI RANGER TOY
2860820

RECOMMENDED RANGER PACKAGES SO YOU CAN WORK & PLAY HARDER

Choose an entire package
or mix-and-match
individual accessories.

CRAFTSMAN PACKAGE

- LOCK & RIDE TOOL RACK // P. 39
- LOCK & RIDE CHAINSAW MOUNT // P. 38
- LOCK & RIDE STORAGE BOX // P. 39
- LOCK & RIDE BED EXTENDER/
DIVIDER // P. 36
- CARGO BED MAT // P. 38
- POLARIS PRO HD 2,041 KG WINCH
WITH RAPID ROPE RECOVERY // P. 29
- PRO ARMOR 84 CM
COMBO LED LIGHT BAR // P. 50
- PRO ARMOR WHEEL & TIRE SET:
HARVESTER & BUCKLE // P. 58



WATERFOWL PACKAGE

- CARGO MAX SYSTEM // P. 36
- FRONT HOOD STORAGE RACK // P. 36
- WORK BEACON LED LIGHT // P. 25
- PRO ARMOR 5 x 5 CM CUBE -
LED SPOT LIGHTS // P. 50
- IN-CAB GUN MOUNT // P. 43
- POLARIS PRO HD 2,041 KG WINCH WITH
RAPID ROPE RECOVERY // P. 29
- PRO ARMOR WHEEL & TIRE SET: MUD
XC & SHACKLE // P. 58



BIG GAME PACKAGE

- 8-VENT HEATER &
DEFROST SYSTEM // P. 24
- POLARIS PRO HD 2,722 KG WINCH
WITH RAPID ROPE RECOVERY // P. 29
- FRONT HOOD STORAGE RACK // P. 36
- LOCK & RIDE KOLPIN® RHINO GRIP® PRO // P. 43
- PRO ARMOR 84 CM - COMBO
LED LIGHT BAR // P. 50
- WORK BEACON LED LIGHT // P. 25
- PRO ARMOR WHEEL & TIRE SET: ATTACK 2.0 & FLARE // P. 58



RANCH PACKAGE

- POLARIS PRO HD 2,722 KG WINCH
WITH RAPID ROPE RECOVERY // P. 29
- UPPER FRONT AND REAR BRUSHGUARD // P. 30
- 8-VENT HEATER & DEFROST SYSTEM // P. 24
- WORK BEACON LIGHT // P. 25
- RIGID® SR-SERIES 25.4 CM SPOT LED LIGHT // P. 50
- LOCK & RIDE BED EXTENDER
WITH DIVIDER // P. 36
- LOCK & RIDE TIP-DOWN
HEADACHE RACK // P. 36
- DUAL BIN UNDERSEAT DRY STORAGE BOX // P. 24
- PRO ARMOR WHEEL & TIRE SET: DUAL THREAT & ACCENT // P. 58



DOMINATE ANY ENVIRONMENT

PRO ARMOR®



WHEELS & TIRES

SEE P. 52

TIRE: **MUD XC**

WHEEL: **SHACKLE MATTE BLACK**

POLARIS

MY20 R6R APP EMEA

Unless noted, trademarks are the property of Polaris Industries Inc. 509® is a registered trademark of Teton Outfitters, LLC. Apple® and App Store® are registered trademarks of Apple Inc. BatteryMinder® is a registered trademark of VDC Electronics Inc. Bluetooth® is a registered trademark of Bluetooth SIG, Inc. Browning® is a registered trademark of Browning Corporation. Caliber® is a trademark of Caliber, Inc. Can-Am® and Defender™ are trademarks of Bombardier Recreational Products Inc. Carhartt® is a registered trademark of Carhartt, Inc. CDDCORE® is a registered trademark of Tempnology LLC. Fidlock® is a registered trademark of Fidlock GmbH. FOX® is a registered trademark of Fox Factory Inc. Google Play® is a registered trademark of Google, Inc. High Lifter® is a trademark of High Lifter Products, Inc. Homelink® is a registered trademark of Johnson Controls Technology Inc. Honda® and Pioneer® are registered trademarks of Honda Motor Company, Ltd. Mathews® is a registered trademark of MCP IP. MB Quart® is a registered trademark of Maxxsonics USA Inc. MTX® is a registered trademark of Mitek Corporation. OGIO® is a registered trademark of Ogio International, Inc. Otter® is a registered trademark of Otter Outdoors, LLC. REALTREE XTRA® is a registered trademark of Jordan Outdoor Enterprises, Ltd. Rigid® is a registered trademark of Rigid Hitch, Inc. SeatSaver® is a registered trademark of Prince Lionheart, Inc. Tiger Drylac® is a registered trademark of Tiger Coatings GMBH & CO. KG. Walker Evans® is a registered trademark of Walker Evans Enterprises Corp. Yeti® is a registered trademark of Yeti Coolers, LLC. YKK® is a registered trademark of YKK Corporation. YouTube® is a registered trademark of Google Inc. Prices, Fitment and Availability are subject to change at any time. Copyright © 2019 Polaris Industries Inc. All rights reserved. Availability varies by market, check your local dealer for availability.